



2018-2019 IUPUI BASKETBALL GAME NOTES

IUPUI

SCHEDULE/RESULTS

(16-15, 8-10 HORIZON)

Date	Opponent	Result/Time
Oct. 29	# Central State	W, 86-52
Nov. 6	at Xavier	L, 69-82
Nov. 10	Eastern Illinois	W, 71-65
Nov. 14	^ at Boston College	W, 76-69
Nov. 16	^ at Richmond	L, 70-78
Nov. 23	^ vs. St. Francis (NY)	W, 68-48
Nov. 24	^ vs. Grambling State	W, 80-69
Nov. 28	Bradley	W, 85-73
Dec. 1	Ball State	L, 75-85
Dec. 6	IU Kokomo	W, 95-64
Dec. 12	IU Northwest	W, 116-79
Dec. 15	Western Illinois	W, 82-68
Dec. 18	at Purdue Fort Wayne	L, 77-87
Dec. 21	at Morehead State	L, 70-74
Dec. 28	*at Northern Kentucky	L, 77-92
Dec. 30	*at Wright State	L, 64-82
Jan. 4	*at UIC	W, 66-64
Jan. 10	*Cleveland State	W, 90-74
Jan. 12	*Youngstown State	L, 76-82
Jan. 17	*at Green Bay	W, 76-70
Jan. 19	*at Milwaukee	L, 57-64
Jan. 24	*Oakland	W, 73-71
Jan. 26	*Detroit Mercy	W, 80-65
Feb. 1	*Northern Kentucky	W, 83-77
Feb. 3	*Wright State	L, 74-79
Feb. 9	*UIC	L, 75-76
Feb. 14	*at Youngstown State	L, 73-75
Feb. 16	*at Cleveland State	L, 86-89
Feb. 22	*Milwaukee	W, 67-60
Feb. 24	*Green Bay	W, 79-68
Feb. 28	*at Detroit Mercy	L, 85-87
Mar. 2	*at Oakland	L, 63-72
Mar. 5	& at Wright State	8:00 pm
Mar. 11	& HL Semifinals	7:00 pm
Mar. 12	& HL Championship	7:00 pm

denotes exhibition
 * denotes Horizon League games
 ^ part of Fort Myers Tip-Off
 (first two games on campus sites / last two at Niagara)
 & denotes Horizon League Tournament games
 (quarterfinals on campus sites / semis and finals in Detroit)

MEDIA COVERAGE

TV: ESPN+
Video Stream: WatchESPN
Audio: none
Live Stats: IUPUIJags.com
Twitter: @IUPUIJaguars / @IUPUIMensBball

MBB CONTACT

Ed Holdaway - IUPUI Assistant AD
Email: eholdawa@iupui.edu
Twitter: @EdHoldaway
Cell: 317-908-2645

'03 NCAA TOURNAMENT, 2010 CBI

IUPUI (16-15) at WRIGHT STATE (19-12)

Tuesday, March 5, 2019 • 7:00 p.m. • Dayton, Ohio • Nutter Center (8,000)



STAT BREAKDOWN

IUPUI	WSU
76.7	PPG 73.8
73.5	Opp. PPG 67.8
456	FG% .441
449	Opp. FG% .456
37.3 (+5.1)	RPG (Margin) 34.8 (+3.2)
.343	3FG% .344
.701	FT% .738
13.9 (+0.1)	TO/G (Margin) 11.7 (+2.3)
202	NCAA Eval. Tool (NET) 144

SERIES BREAKDOWN

Overall:	3-12
Gardner vs. WSU:	1-3
in Dayton:	1-8
in Indianapolis:	2-4
neutral:	0-0
Last Meeting:	Feb. 3, 2019
Outcome:	WSU 79-74 (Indianapolis)
Streak:	WSU has won 2
Quick Note:	The two teams met 11 times between 1976 and 1987 before becoming league foes last year.

THE JAGUARS



PROBABLE STARTERS

No.	Name	Yr.	Pos.	Ht.	Hometown	PPG	RPG	APG	FG%	3FG%	FT%
5	Camron Justice	Jr.	G	6-3	Hindman, Ky.	18.9	3.0	2.9	.426	.355	.849
22	D.J. McCall	Sr.	G	6-6	Fort Wayne, Ind.	7.5	5.9	2.2	.438	.296	.675
23	Grant Weatherford	So.	G	6-2	Cicero, Ind.	6.2	2.8	2.6	.496	.478	.735
24	Evan Hall	Sr.	F	6-7	Hindman, Ky.	9.9	5.8	1.7	.517	.000	.293
15	Ahmed Ismail	Sr.	C	7-1	Cairo, Egypt	8.0	5.3	0.8	.611	.800	.685

OFF THE BENCH

0	Jaylen Minnett	So.	G	6-1	Terre Haute, Ind.	11.9	1.9	1.9	.361	.323	.864
2	Jakoby Kemp	So.	F	6-8	Layton, Utah	3.4	1.6	0.2	1.000	---	.625
4	Jack Hansen	Fr.	F	6-7	Noblesville, Ind.	2.8	1.6	0.4	.321	.289	.913
10	Nick Rogers	Jr.	G	6-1	Indianapolis, Ind.	4.6	1.1	1.4	.500	.407	.684
11	Brandon Kenyon	Fr.	F/C	6-10	Caledonia, Ontario	2.6	1.1	0.1	.375	.000	.667
25	Trevor Johnson	Jr.	G	6-2	Flagstaff, Ariz.	0.3	1.2	0.7	.250	.000	---
32	Elyjah Goss	So.	F	6-7	Plainfield, Ill.	6.9	6.4	0.8	.521	.292	.694
55	Daniel Alston	Fr.	G	6-0	Champaign, Ill.	0.5	0.3	0.0	.500	.000	---

QUICK HITTERS

- IUPUI's 16 victories are the program's most in a season under head coach **Jason Gardner**. The 16 wins are the most since IUPUI went 19-14 in 2010-11.
- Sophomore **Jaylen Minnett** has made a three in 34 straight games, dating back to last season. His streak is the longest in IUPUI's D1 era and the seventh longest active current streak in Division I basketball.
- IUPUI's top scorer, **Camron Justice**, is third in the Horizon League at 18.9 points per game and fourth with 129 free throws made. He also ranks among the league leaders in steals (1.3 spg) and free throw percentage (84.9%). Justice struggled shooting in four games when he was forced to wear a protective mask due to an injury suffered against Wright State on Feb. 3. In the four games wearing the mask, he averaged just 13 points per game and shot 16-of-56 overall (28.6%) and 6-of-34 from three (17.6%). He ditched the mask prior to the Green Bay game and in the three games since is averaging 18.3 points per game and shooting 19-of-43 (44%) from the floor and 12-of-27 (44%) from three.
- IUPUI ranks among the top-40 in the country in free throws made (472) and free throws attempted (673).
- Senior center **Ahmed Ismail** has been brilliant since moving into the starting lineup six games ago. In those six starts, the 7-foot-1 Ismail is averaging 12.3 points and 8.2 rebounds a game while shooting 30-of-42 (71%) from the floor.
- Head coach **Jason Gardner** enters his 5th season on the Jaguars' sidelines, owning a 64-92 career record. He's 38-46 (.452) in league games and guided the Jags to The Summit League Tourney Semifinals in his 3rd season in 2016-17.
- IUPUI is seven years removed from a winning season as current Georgia State head coach **Ron Hunter** guided the Jaguars to a 19-14 mark in the 2010-11 campaign. Hunter was named to the IUPUI Hall of Fame this season.

SIGHTS & SOUNDS

- IUPUI will be playing a conference tournament game at a campus site for the first time in program history. In the Jaguars' D1 postseason history, IUPUI has played in Fort Wayne, Kansas City, Tulsa, Sioux Falls and Detroit last season.
- IUPUI is 11-7 (.611) all-time in quarterfinals round games of conference tournaments, but just one win the past seven seasons.

2018-2019 ROSTER

NUMERIC ROSTER

##	Name	Pos.	Ht.	Wt.	Yr.	Hometown/High School (Previous)
0	Jaylen Minnett	G	6-1	180	So.	Terre Haute, Ind./Terre Haute South
1	# Jamil Jackson Jr.	G/F	6-6	190	Jr.	Minneapolis, Minn./Minneapolis North (Southern Utah)
2	Jakoby Kemp	F	6-8	190	So.	Layton, Utah/Layton (Salt Lake C.C.)
4	Jack Hansen	F	6-7	205	Fr.	Noblesville, Ind./Guerin Catholic
5	Camron Justice	G	6-3	180	Jr.	Hindman, Ky./Knott County Central (Vanderbilt)
10	Nick Rogers	G	6-1	170	Jr.	Indianapolis, Ind./Traders Point Academy (Toledo)
11	Brandon Kenyon	F/C	6-10	225	Fr.	Caledonia, Ontario/RISE Prep
14	# Marcus Burk	G	6-3	205	Jr.	Indianapolis, Ind./Franklin Central (Campbell)
15	Ahmed Ismail	C	7-1	260	Sr.	Cairo, Egypt/Nakhas Zagazig (Manhattan)
22	D.J. McCall	G	6-6	190	Sr.	Fort Wayne, Ind./Concordia Lutheran
23	Grant Weatherford	G	6-2	185	Jr.	Cicero, Ind./Hamilton Heights (Midland [Tex.] College)
24	Evan Hall	F	6-7	230	Sr.	Hindman, Ky./Knott County Central
25	Trevor Johnson	G	6-2	170	Jr.	Flagstaff, Ariz./Flagstaff (Mesa C.C.)
32	Elyjah Goss	F	6-7	195	So.	Bolingbrook, Ill./Plainfield East
55	Daniel Alston	G	6-0	175	Fr.	Champaign, Ill./Judah Christian

COACHING STAFF

Head Coach:	Jason Gardner
Alma Mater:	Arizona, '11
Career Record:	(64-92; 5th season)
IUPUI Record:	(64-92; 5th season)
Conference Record:	(38-46; 5th season)
Associate Head Coach:	Byron Rimm II
Alma Mater:	Cal State Los Angeles, '99
Assistant Coach:	Matt Bringman
Alma Mater:	Palm Beach Atlantic, '06
Assistant Coach:	Matt Dunn
Alma Mater:	Fort Hays State, '07
Dir. of Operations:	Isaac Loechle
Alma Mater:	Indiana, '01
Strength Coach:	Jason Quarles
Alma Mater:	IUPUI, '12

PRONUNCIATION GUIDE


ELYJAH Goss	(same as Elijah)
Jaylen MINNETT	(min-NET)
AHMED ISMAIL	(AH-med ISH-male)

will sit out the 2018-19 season as a Division I transfer


RADIO / TV ROSTER



#0 - JAYLEN MINNETT
6-1 // Soph. // G
Terre Haute, Ind.



#2 - JAKOBY KEMP
6-8 // Soph. // F
Layton, Utah




#4 - JACK HANSEN
6-7 // Fr. // F
Noblesville, Ind.



#5 - CAMRON JUSTICE
6-3 // Jr. // G
Hindman, Ky.



#10 - NICK ROGERS
6-1 // Jr. // G
Indianapolis, Ind.



#11 - BRANDON KENYON
6-10 // Fr. // F/C
Caledonia, Ontario



#15 - AHMED ISMAIL
7-1 // Sr. // C
Cairo, Egypt



#22 - D.J. MCCALL
6-6 // Sr. // G
Fort Wayne, Ind.



#23 - GRANT WEATHERFORD
6-2 // Soph. // G
Cicero, Ind.



#24 - EVAN HALL
6-7 // Sr. // F
Hindman, Ky.



#25 - TREVOR JOHNSON
6-2 // Jr. // G
Flagstaff, Ariz.



#32 - ELYJAH GOSS
6-7 // Soph. // F
Bolingbrook, Ill.



#55 - DANIEL ALSTON
6-0 // Fr. // G
Champaign, Ill.



JASON GARDNER
Head Coach
5th season

CAREER DOUBLE-DIGIT PERFORMANCES/STARTS

Double-Digit Scoring Games

Name	Season	Career
Goss	8	9
Hall	16	40
Hansen	2	2
Ismail	13	13
Justice	29	29
McCall	9	22
Minnett	19	26
Rogers	5	8
Weatherford	7	7

20+ Point Scoring Games

Name	Season	Career
Hall	0	2
Justice	14	14
McCall	0	2
Minnett	4	4
Weatherford	2	2

30+ Point Scoring Games

Name	Season	Career
Justice	1	1

Double-Digit Reb. Games

Name	Season	Career
Goss	7	8
Hall	4	13
Ismail	2	2
McCall	2	5

Double-Doubles

Name	Season	Career
Goss	3	3
Hall	4	9
Ismail	2	2

Games Started

Name	Season	Career
Goss	25	25
Hall	30	93
Ismail	7	7
Justice	31	31
McCall	31	95
Minnett	0	4
Rogers	0	25
Weatherford	31	31

POLLS

ASSOCIATED PRESS

Week 18

Rank	Team (1st)
1.	Gonzaga (42)
2.	Virginia (21)
3.	North Carolina
4.	Duke (1)
5.	Tennessee
6.	Kentucky
7.	Michigan
8.	Texas Tech
9.	Michigan State
10.	LSU
11.	Purdue
12.	Houston
13.	Kansas
14.	Florida State
15.	Virginia Tech
16.	Marquette
17.	Nevada
18.	Kansas State
19.	Buffalo
20.	Cincinnati
21.	Wisconsin
22.	Wofford
23.	Villanova
24.	Maryland
25.	Central Florida

COACHES

Week 18

Rank	Team (1st)
1.	Gonzaga (27)
2.	Virginia (5)
3.	North Carolina
t-4.	Duke
t-4.	Tennessee
7.	Michigan
8.	Texas Tech
9.	Purdue
10.	LSU
11.	Michigan State
12.	Houston
13.	Florida State
14.	Kansas
15.	Marquette
16.	Virginia Tech
17.	Kansas State
18.	Nevada
19.	Cincinnati
20.	Buffalo
21.	Wisconsin
22.	Wofford
23.	Villanova
24.	Maryland
25.	Iowa State

MID-MAJOR TOP 25

February 18

Rk	Team (1st)	Record	Pts.	Prev.	Conf.
1.	Gonzaga (31)	25-2	737	1	West Coast
2.	Wofford	23-4	716	2	Southern
3.	Buffalo	22-3	716	4	Mid-American
4.	Belmont	21-4	651	5	Ohio Valley
5.	Murray State	21-4	589	8	Ohio Valley
6.	UC Irvine	22-5	555	9	Big West
7.	New Mexico State	22-4	535	10	Western Athletic
8.	Hofstra	22-5	534	6	Colonial
9.	Lipscomb	21-5	532	7	Atlantic Sun
10.	Liberty	23-5	478	16	Atlantic Sun
11.	Furman	22-5	454	14	Southern
12.	UNC Greensboro	22-5	442	3	Southern
13.	Vermont	21-5	403	13	America East
14.	ETSU	21-7	330	15	Southern
15.	South Dakota State	21-7	312	11	Summit
16.	Yale	17-4	302	17	Ivy League
17.	Toledo	20-5	299	12	Mid-American
18.	Montana	19-6	240	18	Big Sky
19.	Texas State	21-5	209	20	Sun Belt
20.	Stony Brook	21-5	206	19	America East
21.	San Francisco	20-6	182	21	West Coast
22.	Bowling Green	18-7	104	25	Mid-American
23.	Charleston	21-7	88	22	Colonial
24.	Georgia State	18-8	57	NR	Sun Belt
25.	Sam Houston State	17-9	53	23	Southland

HORIZON LEAGUE PRESEASON POLLS

Pl. School (1st-place) - Votes

1.	Wright State (25) - 377
2.	Northern Kentucky (10) - 356
3.	UIC (4) - 310
4.	Oakland - 239
5.	Green Bay - 238
6.	IUPUI - 188
7.	Cleveland State - 175
8.	Milwaukee (1) - 140
9.	Youngstown State - 104
10.	Detroit Mercy - 73

Preseason POTY: Drew McDonald, Northern Kentucky

First Team (alphabetical order by school)

Tyree Appleby, Cleveland State
Sandy Cohen III, Green Bay
Drew McDonald, Northern Kentucky
Marcus Ottey, UIC
Loudon Love, Wright State

Second Team (alphabetical order by school)

Kameron Hankerson, Green Bay
Jalen Tate, Northern Kentucky
Tarkus Ferguson, UIC
Mark Hughes, Wright State
Naz Bohannon, Youngstown State

HORIZON LEAGUE

HORIZON LEAGUE STANDINGS

Final Regular Season Standings

Team	Overall (Pct.)	HL (Pct.)
1. Wright State.....	19-12 (.613)	13-5 (.722)
2. Northern Ky.....	23-8 (.742)	13-5 (.722)
3. Oakland.....	15-16 (.484)	11-7 (.611)
4. Green Bay.....	16-15 (.516)	10-8 (.556)
5. UIC.....	16-15 (.516)	10-8 (.556)
6. Youngstown State..	12-19 (.387)	8-10 (.444)
7. Detroit Mercy.....	11-19 (.367)	8-10 (.444)
8. IUPUI.....	16-15 (.516)	8-10 (.444)
Cleveland State.....	10-21 (.323)	5-13 (.278)
Milwaukee.....	9-22 (.290)	4-14 (.222)

REMAINING SCHEDULE

Date	Game	Time
3/5	IUPUI at Wright State	8pm
	UIC at Green Bay	8pm
3/6	Detroit Mercy at Northern Ky.	7pm
	Youngstown St. at Oakland	7pm
3/11	Horizon League Semi #1	7pm
	Horizon League Semi #2	9:30pm
3/12	Horizon League Championship	7pm

IUPUI IN HORIZON LEAGUE STATS

as of Feb. 27 [denotes NCAA ranking]

Category	HL [Nat Rk.]	Stat
Scoring.....	3rd [73rd].....	76.9 ppg
Scoring Defense.....	3rd.....	73.1 ppg
Scoring Margin.....	3rd.....	+3.8 ppg
Free Throw %.....	5th.....	70.1%
Field Goal %.....	t-4th.....	45.4%
Field Goal % Def.....	t-4th.....	44.6%
3Pt Field Goal %.....	8th.....	34.1%
3Pt Field Goal % Def....	10th.....	36.6%
Rebounding Offense....	2nd.....	37.7 rpg
Rebounding Defense....	3rd.....	32.4 rpg
Rebounding Margin.....	1st [34th].....	+5.3 rpg
Blocked Shots.....	6th.....	3.1 bpg
Assists.....	6th [89th].....	14.6 apg
Steals.....	3rd [94th].....	7.1 spg
Turnover Margin.....	5th.....	+0.5 to/gm
Assist/TO Ratio.....	t-6th.....	1.04 a/to
Offensive Rebounds....	2nd [31st].....	12.6 rpg
Defensive Rebounds....	6th.....	25.1 rpg
Defensive Reb. %.....	3rd.....	72.8%
Offensive Reb. %.....	1st.....	35.3%
3Pt Field Goals Made...	10th.....	7.1/game
Home Attendance.....	9th.....	1,345/game

Player Horizon [Natl Rk.]

Player	Stat
Elyjah Goss	
Rebounding	t-6th 6.6 rpg
Off. Rebounds	t-7th 2.0 rpg
Def. Rebounds	8th 4.6 rpg
Blocked Shots	t-9th 0.8 bpg

Evan Hall

Blocked Shots	1st 1.3 bpg
Off. Rebounding	t-3rd 2.3 rpg
FG%	8th 51.0%
Rebounding	11th 5.9 rpg
Def. Rebounding	t-14th 3.6 rpg
Scoring	30th 9.6 ppg

Ahmed Ismail

Off. Rebounds	t-10th 1.9 rpg
Rebounding	17th 5.0 rpg

Camron Justice

Scoring	t-3rd [71st] 18.9 ppg
FT%	5th 84.9%
3FG	6th 2.7/gm
Steals	t-9th 1.3 spg
Ast/Turnover Ratio	11th 1.18 a/to
Assists	t-11th 3.0 apg

D.J. McCall

Off. Rebounds	t-4th 2.2 rpg
Steals	t-5th 1.4 spg
Rebounding	10th 6.0 rpg
Def. Rebounding	t-11th 3.9 rpg

Jaylen Minnett

3FG	10th 2.3/gm
Scoring	21st 11.8 ppg

Grant Weatherford

Steals	t-12th 1.2 spg
--------	----------------

JAGS DROP ANOTHER CLOSE AFFAIR, THIS TIME AT DETROIT MERCY

The IUPUI men's basketball team capped the regular season with a 72-63 loss at Oakland University on Saturday (Mar. 2) as the Golden Grizzlies roared past the Jags in the second half. Oakland shot 52 percent in the second half and 56 percent from three-point range to roll to a fourth straight win heading into the Horizon League Tournament.

Senior center Ahmed Ismail recorded his second career double-double with 15 points and 10 boards and both Camron Justice and Jaylen Minnett pumped in 15 each also in the loss. Senior Evan Hall chipped in with 12 points, five rebounds and four assists, becoming the ninth player in school history to grab 600 career boards in the process.

"It was a really physical, prototypical-type Horizon League game," head coach Jason Gardner said. "I thought our guys did a good job of staying in the fight and scrapping all 40 minutes. It was a tough game both ways."

"They made shots in the second half and we kind of went cold, especially with Cam on the bench. More than anything, we just have to regroup now and have a quick turnaround on the road against another good team. That's what the postseason is all about."

Justice missed a significant stretch of the second half after sustaining a gash on his forehead on a drive to the bucket, as he left a trail of blood heading to end of the bench. With the Jags' top scorer sidelined, Oakland extended a one-point lead early in the second half to an eight-point margin by the time he returned.

IUPUI (16-15, 8-10 HL) shot just 41 percent for the game as a whistle free second half finally pushed Gardner to a boiling point late in the contest. After Oakland was only called for two personal fouls in more than 16 minutes in the second half, Gardner was assessed a technical foul heading into the day's final media timeout and his team trailing by eight. Oakland cashed in on all four ensuing free throws to end any suspense.

Xavier Hill-Mais led five Oakland players in double-digits with 14 points and seven boards and Brad Brechting chipped in 13 points. Braden Norris closed with 12 points and nine assists in 38 minutes and Jaevin Cumberland finished with 12 points.

8 SEED

IUPUI will have to avenge a pair of regular season losses as the Jags enter the post-season as the No. 8 seed and will face Wright State on Tuesday (Mar. 5). WSU won the first meeting, 72-64 on Dec. 30 inside the Nutter Center, and then won in Indianapolis, 79-74 on Feb. 3.

The last time IUPUI was a No. 8 seed in the league tournament, they bowed out of the Summit League Tourney to No. 1 seed Fort Wayne, 85-47 in Sioux Falls, S.D., in 2014.

CLOSE, BUT NO CIGAR

IUPUI's margin of error was razor thin during league play as seven games were decided by five points or less with the Jags going 2-5 in those games. Six of those seven were decided by a single possession (3 or less) and IUPUI had a shot to either win or tie in regulation in four of those contests.

Only four of IUPUI's Horizon League games were decided by double-digits with the Jags going 3-1 in those contests.

3 NOTES

Junior Camron Justice has hit 86 treys this season, putting him fourth on the program's single-season record list. Sophomore Jaylen Minnett moved into tenth on the list, upping his total to 72 in the regular season finale at Oakland.

Their combined 159 treys this season is the third-highest single-season mark in school history, 10 shy of the school record of 169, set in 2003-04 by Akeem Clark (109) and Brandon Cole (60). This season is just the fourth season in school history in which two different IUPUI players have each made 70 treys.

MILESTONES

- The UIC game marked the **150th game** of Jason Gardner's IUPUI career.
- Senior Evan Hall became the 15th player in IUPUI history to grab **500 career rebounds** at UIC (Jan. 4) and the 9th player in school history to grab **600 career rebounds** in the regular season finale at Oakland (Mar. 2).
- Fellow senior D.J. McCall followed in line as the 16th in school history to hit **500 career rebounds** against Wright State (Feb. 3).
- Senior D.J. McCall delivered his 200th career assist against UIC (Feb. 9).
- Sophomore Jaylen Minnett hit his **100th career three** in the win over Detroit Mercy (Jan. 26). He tallied his **500th career point** against UIC (Feb. 9).
- The game at Green Bay was Evan Hall's **100th career game played**.
- Elijah Goss grabbed his **250th career rebound** at Milwaukee.
- Fifth-year senior D.J. McCall played his **2,500th career minute** at NKU.

STREAKS

- Minnett has made a three in an IUPUI D1 record **34 straight games**, dating back to last season. His streak is the eighth longest active streak in D1 college basketball.
- Senior D.J. McCall has started **57 straight games**, dating back to last season.

NEW FIVE

For just the third time this season, IUPUI used a new starting five at Youngstown State on Feb. 14 due to an injury to Elijah Goss.

Senior center Ahmed Ismail (12.3 pts, 8.2 reb, 71 FG%) has filled in admirably in his six most recent starts, getting the nod in Goss' stead. Ismail also started the season opener in place of an injured Evan Hall.

Otherwise, the quintet of Camron Justice, D.J. McCall, Grant Weatherford, Goss and Hall has started 23 times this year.

INDICATORS

As the season wears on, three trends have become indicators as to how IUPUI will fare.

- 1.) IUPUI is **14-2 this season** when shooting a higher percentage than their opponent. That number has been consistent under Gardner as IUPUI is 58-10 (.853) in his five seasons when shooting a higher percentage than their opponent.
- 2.) IUPUI is now **11-1 this season** when holding opponents to 70 points or less. In IUPUI wins, IUPUI holds foes to 41 percent and an average of 67.7 points per game. In IUPUI losses, foes are shooting 49 percent and scoring 80 points per game.
- 3.) IUPUI is **15-6 this season** when outrebounding opponents and 1-9 when being outrebounded or rebounds are equal.

GLASS EATERS

IUPUI has been strong on the glass all year long, outrebounding foes by a league-high 5.1 rebounds per game to rank 34th in the nation. However, the Jags have been particularly impressive on the glass in league play with a league best +6.5 margin in Horizon League games.

IUPUI has outrebounded its opponent by 10 or more boards **11 times this season**, including **eight times in Horizon League play**.

DO IT INSIDE

Bucking the national trend, IUPUI relies heavily on the interior for points this season. The Jags average 34.5 points per game in the paint and also rank among the nation's leaders in free throws made and attempted.

In league play, IUPUI is hitting a league-low 7.0 treys per game while four Horizon League teams hit 9-or-more 3's per game in league play.

HE GO, WE GO - JUSTICE NOTES

In this instance, 'he' being Camron Justice, IUPUI is 9-5 this season when Justice scores 20-or-better. Justice was the first IUPUI player to score 20-or-more in four straight games since Jan. 14-28, 2012 when Alex Young went for 27-27-26-22 in a four-game span.

-The Kentucky-native has led IUPUI in scoring in 20 of 31 games and scored in double-digits in 29 of the Jaguars' 31 games.

TURN BACK THE CLOCK

IUPUI got a skosh younger over the holiday break in terms of years of eligibility remaining. Grant Weatherford was awarded a clock extension from the NCAA in December, allowing him a sixth year in which to complete his four playing seasons - thus making him a sophomore eligibility-wise. IUPUI Associate AD for Compliance Laura Hue took the lead on applying for the successful waiver.

CLASS ACTS

Nine Jaguars were named to the department's Academic Advisor's List for the fall semester for earning a 3.0 GPA or better - Daniel Alston, Elijah Goss, Jack Hansen, Jamil Jackson, Trevor Johnson, Jakoby Kemp, Brandon Kenyon, D.J. McCall and Grant Weatherford. Hansen notched a perfect 4.0 GPA during the fall semester.

McCall and Weatherford were also named to the Horizon League's Academic Honor Roll.

ROLLING ON DUBS

IUPUI has points-rebounds double-doubles from three different players this season as Elijah Goss, Evan Hall and Ahmed Ismail have all pulled the trick. For perspective, IUPUI hasn't had three different players get double-doubles in a season since 2013-14 when four different players registered at least one (Marcellus Barksdale, Donovan Gibbs, Khufu Najee & Mitch Patton).

BLOW OUT THE CANDLES

Head coach Jason Gardner celebrated his 38th birthday in style, collecting his 50th career head coaching win at Boston College on November 14. The win was the Jaguars' first over an ACC opponent since 2001 and first over a Power 5 school since winning at Seton Hall in 2009.

Gardner is third on the program's all-time wins list at 60, but is a far cry from the top two in program history. Current Georgia State head coach Ron Hunter (275) and IUPUI Hall of Famer Bob Lovell (195) own the top two spots in program history.

SHARING THE WEALTH

IUPUI has had nine different players have hit for 10-or-more points at least once this season. Nick Rogers became the most recent player to tally double-digits, joining a group that includes Elijah Goss, Evan Hall, Jack Hansen, Ahmed Ismail, Camron Justice, D.J. McCall, Jaylen Minnett and Grant Weatherford.

HOT BENCH

A staple under head coach Jason Gardner has been his teams' bench scoring as the IUPUI leader likes to play 9-10 players and use his bench frequently. Gardner's teams have matched or outscored the opposition's bench in 115 of 155 games (74.2 percent), including 23 of 30 games this season. All total, the IUPUI bench is averaging almost 27 points per game this season and outscoring opponents' benches by 6.5 points per game. The Jags' bench scored a season-high 66 points in the win over IU Northwest.

700 DAYS

IUPUI junior guard Camron Justice was 700 days removed from his last competitive basketball game when the Jags took the floor against Xavier. Justice played just more than a season at Vanderbilt before joining the IUPUI program prior to last fall and sitting the full season as a transfer. Prior to Xavier, Justice last played in a game on Dec. 6, 2016 when the Commodores defeated High Point.

Justice and Evan Hall were high school teammates at Knott County Central (Ky.) High School, helping the Patriots to four straight state tournament appearances. Justice finished his high school career with 3,588 points and 393 treys before being named the 2015 Kentucky Mr. Basketball.

POWER PLAYERS

Three members of the IUPUI roster have spent time at Power 5 universities prior to joining the IUPUI program. Camron Justice played two seasons at Vanderbilt prior to joining the Jaguars last season to sit out his year in residency. Grant Weatherford redshirted the 2015-16 as a true freshman at Purdue University before later attending Midland (Texas) College before coming to IUPUI. Sophomore Jakoby Kemp redshirted the 2016-17 season at Mizzou for Kim Anderson before transferring to Salt Lake Community College last season and joining the Jaguars this offseason.

BRAND NEW BENCH

With the abrupt departure of longtime Associate Head Coach Matt Crenshaw to Ball State in October, the Jaguars have nearly an entirely new bench this season. Matt Bringman enters his second season on the IUPUI sidelines while Matt Dunn joined the program from Northern Arizona in August. Former Anderson University player Isaac Loechle (pronounced LOCK-lee) joined the IUPUI program as Director of Operations in July after Senior Advisor Andy Fagan opted to leave the coaching ranks immediately after last season. Most recently, Byron Rimm II, who spent 10 years as head coach at Prairie View A&M, joined the staff as associate head coach.

NEWS, NOTES & STORYLINES (CONT.)

NEW LOOK

Not only does IUPUI have a new look on the bench this season, the Jaguars also have a new apparel provider this season, having switched from Nike to adidas this summer. IUPUI will have three different uniform combinations - red on white at home, white on red on the road and an alternate red on black for road games as well.

LOOKING AHEAD

As he likes to do, Gardner has two Division I transfers waiting in the wings for next season in juniors Jamil Jackson (Southern Utah) and Marcus Burk (Campbell). Jackson, a native of Minneapolis, was limited to five games last season at Southern Utah, totaling 14 points and two boards. The year prior, he was an NJCAA honorable mention All-American at Williston State where he averaged 16.3 points and 6.4 rebounds per game.

Burk, an Indianapolis-native and graduate of Franklin Central, comes home after two successful seasons at Campbell University. The 6-foot-3 sharpshooter averaged 14.8 points per game last season while hitting 91-of-226 (40.3 percent) from three-point range. In two years at Campbell, Burk averaged 11.2 points per game and hit 158 treys at a 40.2 percent clip. As a senior at Franklin Central, he averaged 25.3 points, 5.7 rebounds and 2.7 assists per game.

Both will have two years of eligibility remaining, beginning next season.

NEW TOURNEY FORMAT

The Horizon League Tournament will take on a new format this season as only the top eight teams will make the postseason instead of the 10-team all comers event.

The quarterfinals round will be played on Mar. 5-6 on campus sites with the top four seeds getting to host games. From there, the semifinals and championship game will be played at Little Caesars Arena in Detroit, Mich., on Mar. 11-12.

PRODUCING PROS

This past offseason, Gardner saw three of his former players ink their first professional contracts at Aaron Brennan inked a deal with the Walter Tigers in Germany and Kellon Thomas followed suit, signing with the EVL Baskets Limburg in Germany. Maurice Kirby inked a deal with Club Sayago in Uruguay.

IUPUI has eight individuals playing professionally at this point, keyed by George Hill, who enters his 11th season in the NBA and second season with the Cleveland Cavaliers. He's started all six games to start this season and is averaging 12.3 points and 2.3 assists per game.

In addition, Darell Combs, Robert Glenn and Alex Young are all thriving overseas.

AT THE HORN

Winning games at the horn has been a staple of head coach Jason Gardner's squads. Since Gardner took over, IUPUI has won five games in the closing seconds, including three as time expired:

P.J. Boutte - 15' floater at the horn vs. Ball State (71-69 / Nov. 22, 2014)
 Marcellus Barksdale - layup at the horn at IPFW (84-82 / Jan. 23, 2016)
 Jordan Pickett - wing 3 with :02 vs. NDSU (73-72 / Jan. 31, 2016)
 Darell Combs - wing J with :01.5 vs. SDSU (85-83 / Jan. 18, 2017)
 Evan Hall - layup at the horn vs. Milwaukee (72-71 / Jan. 10, 2018)

21 UP

On Friday, Feb. 22, Hall of Famer Matt Crenshaw became just the 3rd player in school history to have his jersey retired, joining #34 Carlos Knox and #3 George Hill, in the rafters.

Crenshaw finished as the program's all-time leader in assists and hit the game-winning shot in the 2003 Mid-Continent Conference Tournament to send IUPUI to the NCAA Tournament. He later played overseas and returned to IUPUI as a longtime member of the coaching staff before joining the Ball State coaching staff just prior to the start of this season.

Hill was among those to attend the festivities.



IUPUI AT 50

IUPUI is currently amidst a 50th anniversary year with the official 50th anniversary landing on Jan. 24, 2019.

Founded in 1969, IUPUI is an urban campus in Indianapolis, the 15th largest city in the United States, with a population of 2 million in the metro area. The campus is just west of downtown, within walking distance of the state capitol and other governmental offices and the site of numerous nationally renowned businesses and art, sports, education, and health facilities.

In 1968, Dr. Maynard K. Hine, dean of the IU School of Dentistry began working with then Indianapolis Mayor Richard Lugar, IU President Joseph L. Sutton, Purdue President Frederick L. Hovde, and other forward-thinking community leaders to establish IUPUI in 1969 through the merger of the Indianapolis extension programs of both IU and Purdue. Some schools, however, were established before the merger, including the IU School of Medicine, IU School of Dentistry, IU Robert H. McKinney School of Law, IU School of Liberal Arts, and IU Herron School of Art.



HUNTER TO THE HALL

Longtime IUPUI head coach Ron Hunter was announced as part of the Jaguars' Hall of Fame Class of 2019 on Thursday, Nov. 29 and was officially inducted on February 2. He's joined in this year's class by Elizabeth (Bourgeois) Schaller (swimming) & Kristi (O'Brien) Mosier (golf).

Hunter guided the IUPUI basketball program from 1994-2011 and is the program's all-time leader in wins (275), winning percentage (.557), games coached (494), winning seasons (11) and 20-win seasons (4). He guided IUPUI to its only ever NCAA Division I NCAA Tournament appearance in 2003. Led by future NBAer George Hill, his 2007-08 team won a school record 26 games and two years later, his team went 25-11 and collected the program's first-ever Division I postseason win. He was a two-time league Coach of the Year and clearly elevated the program during his tenure.

He earned national acclaim for his work with Samaritan's Feet as the first in the country to coach a game in his bare feet in January 2008 to raise awareness for those in need. He later personally delivered shoes to individuals in Peru and Costa Rica. He collected numerous honors for his philanthropic work including being named a 2008 ABC News Person of the Year, the 2010 Indiana Pathfinder Award recipient and an NABC Guardians of the Game Pillar Award for Service.



UNIVERSITY QUICK FACTS

Location	Indianapolis, Ind.
Founded	1969
Nickname	Jaguars
Colors	Red, gold & black
Enrollment	30,690
Affiliation	NCAA Division I
Conference	The Horizon League
Home Facility (Cap.)	Indiana Farmers Coliseum (6,800)
Chancellor	Dr. Nasser Paydar
Athletics Director	Dr. Roderick Perry
Website	www.IUPUIJags.com
Twitter	@IUPUIJaguars
Athletics Phone	(317) 278-5247
Mailing Address	1000 Waterway Blvd. Indianapolis, IN 46202

BASKETBALL HISTORY

First Yr. of basketball	1972
Seasons of basketball	47th
Seasons of Division I basketball	21st
Division I (1998-pres.) Record	259-285 (.476)
NCAA Appearances	1
Last NCAA Appearance	2003
Last Postseason Appearance	2010 (CBI - Second Round)

UNIVERSITY NOTES

ABOUT THE UNIVERSITY

IUPUI is a public research university located in downtown Indianapolis that is the result of a merger of the Purdue Indianapolis Extension Center (1946) and Indiana University Indianapolis (1916). The merger was completed in 1969 and athletics began in 1972.

The university offers more than 200 degree programs and boasts an enrollment over 30,000 (22,000 undergrad and 8,000 postgrad). The university also boasts an endowment of more than \$850 million.

The university is ranked among the Top 200 "National Universities" and ranked 7th for "Up and Coming Schools." U.S. News has ranked IUPUI among the nation's elite for 13 straight years.

All total, the campus covers 509 acres and is located along Indy's Cultural Trail.

IUPUI includes the nation's largest nursing school, the second largest medical school in the country, the only dental school in the state, and the country's oldest school of physical education. IUPUI is among the top 20 campuses in the nation for graduate professional degrees conferred

ATHLETIC PROWESS

IUPUI was a primary beneficiary of the 1987 Pan-American Games in Indianapolis and continues to boast some world renowned facilities.

The IU Natatorium is located on the IUPUI campus and is among the best swimming & diving facilities in the world. It has hosted the U.S. Olympic Team Trials four different times and 12 NCAA National Championship meets. In addition, the 2017 World Juniors were held at IUPUI and 16 world records have been set in the Natatorium water.

Adjacent west is the Michael A. Carroll Track & Soccer Stadium which has hosted several USA Outdoor Track & Field Championships and NCAA Championships, along with the 1988 US Olympic Trials. Florence Griffith-Joyner set the 100m world record of 10.49 on the track.

In basketball circles, IUPUI is best known as the long-time host of the Nike All-American Camp, which was held on campus for two decades. The nation's top prep players and coaches from every level converged on campus for two weeks each summer in what was considered the elite college recruiting event of the year. Alum included LeBron James, Chris Webber, Allen Iverson, Kevin Garnett, Jason Kidd and Paul Pierce, among many others.

GEORGE HILL

IUPUI's best known basketball alum is current NBAer George Hill, who is in his 11th year in the league this season. Hill was originally drafted by the San Antonio Spurs (1st rd., 26th overall) in 2008.

He's played for the Spurs (2008-11), Indiana Pacers (2011-16), Utah Jazz (2016-17), Sacramento Kings (2017-18), Cleveland Cavaliers (2018) and Milwaukee Bucks (2018-pres.). He's played in nearly 700 regular season games, making well over 400 career starts and averaging 11.6 points per game in his NBA career.

Entering this season, he's played in 102 career playoff games, starting 90 times and averaging 12.4 points per game.

2018-2019 MISCELLANEOUS STATISTICS

IUPUI'S RECORD WHEN...

	'18-19 Overall	'18-19 Horizon	Under Gardner
Home:	11-4	6-3	41-22
Away:	3-11	2-7	20-65
Neutral:	2-0	0-0	3-5
Overtime:	0-0	0-0	5-6
Lead @ Halftime:	12-3	6-1	47-15
Trail @ Halftime:	4-12	2-9	13-73
Tied @ Halftime:	0-0	0-0	4-4
Leading w/ 5:00 left:	14-3	6-2	54-9
Trailing w/ 5:00 left:	1-12	1-8	4-79
Tied w/ 5:00 left:	1-0	1-0	6-4
Shooting 50% or better:	7-2	3-1	29-5
Shooting 40-50%:	7-8	4-7	31-43
Shooting less than 40%:	2-5	1-2	4-44
Shooting better % than opp.	14-2	7-2	58-10
Shooting worse % than opp.	2-13	1-8	6-82
Scoring less than 60:	0-1	0-1	3-29
Score 60-69 pts:	3-3	2-2	11-30
Score 70-79 pts:	5-9	3-5	23-24
Score 80-89 pts:	5-2	2-2	21-9
Score 90+ pts:	3-0	1-0	6-0
Opp. scores less than 60:	1-0	0-0	11-5
Opp. scores 60-69 pts:	10-1	5-1	28-16
Opp. scores 70-79 pts:	5-7	3-5	17-35
Opp. scores 80-89 pts:	0-6	0-3	8-25
Opp. scores 90+ pts:	0-1	0-1	0-11
Commit less TO than opp.	7-7	3-4	30-38
Commit more TO than opp.	9-6	5-4	31-49
Commit same TO as opp.	0-2	0-2	3-5
Outrebound opponent:	15-6	8-5	45-30
Outrebounded:	1-8	0-4	17-58
Rebounding is equal:	0-1	0-1	2-4
Bench outscores opp.:	12-9	5-7	54-53
Bench is outscored:	1-5	2-3	8-33
Bench scoring is equal:	2-1	1-0	2-7
Hit more FT than opp.:	12-6	6-4	41-20
Hit less FT than opp.:	4-9	2-6	22-69
Hit same FT as opp.:	0-0	0-0	1-3
Hit more 3's than opp.:	7-2	4-0	29-30
Hit less 3's than opp.:	6-9	4-8	26-47
Hit same 3's as opp.:	3-4	0-2	9-15
Decided by 5 pts or less:	2-6	2-5	23-25
Decided by 6-10 points:	5-7	3-4	13-29
Decided by 10+ points:	9-2	3-1	30-38
In home whites:	11-4	6-3	42-22
In road blacks:	1-5	0-2	5-28
In road reds:	4-6	2-5	17-42
7 in double-digits:	0-0	0-0	1-0
6 in double-digits:	1-0	1-0	2-0
5 in double-digits:	2-3	1-3	7-6
4 in double-digits:	3-5	2-4	18-13
3 in double-digits:	7-4	3-2	20-28
2 in double-digits:	3-3	1-1	14-37
1 in double-digits:	0-0	0-0	2-6
0 in double-digits:	0-0	0-0	0-2
On Mondays:	0-0	0-0	3-8
On Tuesdays:	0-2	0-0	3-12
On Wednesdays:	3-0	0-0	10-9
On Thursdays:	4-2	3-2	8-14
On Fridays:	4-3	3-1	12-9
On Saturdays:	4-6	1-5	23-31
On Sundays:	1-2	1-2	5-10
In November:	5-2	0-0	13-19
In December:	3-5	0-2	13-27
In January:	5-2	5-2	22-18
In February:	3-5	3-5	15-23
In March:	0-1	0-1	1-5

TIMES LED						GAMES WITH								TOTAL		
Player	Pts.	Reb.	Ast.	Stl.	Blk.	10+ Pts.	20+ Pts.	10+ Reb.	3+ Ast.	3+ Blk.	3+ Stl.	3+ 3's	Dunks	Dbl-Dbls		
0-Minnett	6/9	0/0	8/10	7/8	2/3	19/26	4/4	0/0	11/12	0/0	2/2	12/18	0/0	0/0		
2-Kemp	0/0	0/0	0/0	0/0	0/0	0/0	0/0	0/0	0/0	0/0	0/0	0/0	1/1	0/0		
4-Hansen	0/0	0/0	1/1	1/1	1/1	2/2	0/0	0/0	0/0	0/0	0/0	0/0	0/0	0/0		
5-Justice	20/20	0/0	13/13	11/11	1/1	29/29	14/14	0/0	16/16	0/0	6/6	17/17	0/0	0/0		
10-Rogers	0/0	0/0	3/18	6/8	0/1	5/8	0/0	0/0	8/23	0/0	2/2	2/3	1/3	0/0		
11-Kenyon	0/0	0/0	0/0	0/0	0/0	0/0	0/0	0/0	0/0	0/0	0/0	0/0	2/2	0/0		
15-Ismael	1/1	6/6	1/1	0/0	7/7	13/13	0/0	2/2	4/4	0/0	0/0	0/0	3/3	2/2		
22-McCall	5/11	8/22	8/23	8/32	3/12	9/22	0/2	2/5	10/27	0/0	5/12	0/3	27/49	0/0		
23-Weatherford	1/1	1/1	13/13	10/10	0/0	7/7	2/2	0/0	16/16	0/0	4/4	1/1	1/1	0/0		
24-Hall	1/4	7/32	7/8	4/13	14/43	16/40	0/2	4/13	9/12	5/9	2/3	0/0	14/25	4/9		
25-Johnson	0/0	1/1	0/0	0/0	0/0	0/0	0/0	0/0	1/1	0/0	0/0	0/0	0/0	0/0		
32-Goss	1/1	13/16	1/2	5/8	12/16	8/9	0/0	7/8	1/2	1/2	0/0	0/0	26/40	3/3		
55-Alston	0/0	0/0	0/0	0/0	0/0	0/0	0/0	0/0	0/0	0/0	0/0	0/0	0/0	0/0		

totals listed by season/career

SPECIALTY STATS (IUPUI/OPP)

PP = Points in the Paint; POT = Points off Turnover; 2nd = 2nd Chance Points; BP = Bench Points

Opponent	Result	PP	POT	2nd	BP	Lead	Largest	Lead	Deficit	Changes	Ties
#Central State	W, 86-52	30/10	19/8	10/1	46/21	39	---	0	0	0	0
at Xavier	L, 69-82	16/36	10/19	4/11	41/14	2	18	2	2	2	2
Eastern Illinois	W, 71-65	22/24	11/12	11/11	20/10	14	2	4	4	4	4
at Boston College	W, 76-69	26/20	22/13	12/8	16/8	7	14	6	5	5	5
at Richmond	L, 70-78	38/38	18/18	7/2	18/0	13	14	3	1	1	1
vs. St. Francis (NY)	W, 68-48	40/24	21/10	8/2	19/18	21	---	0	0	0	0
vs. Grambling St.	W, 80-69	32/28	24/15	12/9	31/29	23	3	6	2	2	2
Bradley	W, 85-73	36/26	6/21	5/6	24/28	15	1	4	2	2	2
Ball State	L, 75-85	36/36	23/24	12/14	24/24	3	12	9	2	2	2
IU Kokomo	W, 95-64	44/30	18/10	17/9	46/36	34	3	4	6	6	6
IU Northwest	W, 116-79	56/28	19/14	8/11	66/11	37	---	0	0	0	0
Western Illinois	W, 82-68	32/28	18/9	8/10	24/14	14	9	9	9	9	9
at Purdue Fort Wayne	L, 77-87	30/34	17/12	6/9	23/23	10	13	1	0	0	0
at Morehead State	L, 70-74	34/32	20/10	10/14	22/16	6	15	8	3	3	3
at Northern Ky.	L, 77-92	42/34	26/14	9/15	41/24	2	22	1	1	1	1
at Wright State	L, 64-72	36/36	8/20	11/2	23/26	4	13	1	2	2	2
at UIC	W, 66-64	20/18	9/16	8/3	15/11	11	4	4	4	4	4
Cleveland St.	W, 90-74	50/36	13/30	14/11	35/41	24	3	4	2	2	2
Youngstown St.	L, 76-82	42/38	18/11	15/12	26/29	5	13	7	8	8	8
at Green Bay	W, 76-70	38/32	20/23	9/6	16/16	8	8	5	2	2	2
at Milwaukee	L, 57-64	24/16	11/16	11/8	18/12	3	11	2	2	2	2
Oakland	W, 73-71	40/30	16/26	20/14	20/4	12	6	7	9	9	9
Detroit Mercy	W, 80-65	30/28	18/9	5/0	34/18	23	4	5	4	4	4
Northern Ky.	W, 83-77	40/40	20/16	9/9	26/13	10	13	1	4	4	4
Wright State	L, 74-79	30/32	13/14	13/7	29/26	3	21	6	4	4	4
UIC	L, 75-76	30/34	23/15	17/6	40/25	1	18	7	3	3	3
at Youngstown St.	L, 73-75	34/24	15/24	14/13	18/32	6	15	5	1	1	1
at Cleveland St.	L, 86-89	38/28	26/15	26/18	17/45	16	9	9	5	5	5
Milwaukee	W, 67-60	26/16	13/14	6/7	28/15	7	6	15	5	5	5
Green Bay	W, 79-68	30/32	15/13	23/8	14/18	12	6	17	10	10	10
at Detroit Mercy	L, 85-87	42/34	12/19	18/12	31/12	7	9	13	9	9	9
at Oakland	L, 63-72	32/34	11/14	13/5	15/11	9	16	7	2	2	2
at Wright State											
HL Semis											
HL Championship											
Season Highs		56/40	26/30	23/15	66/41	34	22	17	10	10	10
Season Lows		16/16	6/9	4/0	14/0	-	-	-	-	-	-
Totals		1066/926	514/496	361/272	820/609	-	-	172	113	113	113
Averages		34.4/29.9	16.6/16.0	11.6/8.8	26.5/19.6	-	-	5.5	3.6	3.6	3.6

WIN/LOSS MARGINS

Wins	2	3	2	5	2	2										
Margin	1	2	3	4	5	6	7	8	9	10	11-15	16-20	21-29	30+		
Losses	1	2	1	1	1	1	1	2	1	2	2					

2018-2019 IUPUI STATISTICS

IUPUI Basketball IUPUI Combined Team Statistics (as of Mar 04, 2019) All games



RECORD:	OVERALL	HOME	AWAY	NEUTRAL
ALL GAMES	16-15	11-4	3-11	2-0
CONFERENCE	8-10	6-3	2-7	0-0
NON-CONFERENCE	8-5	5-1	1-4	2-0

#	Player	gp-gs	min	avg	Total		3-Point		F-Throw		Rebounds												pts	avg
					fg-fga	fg%	3fg-fga	3fg%	ft-fa	ft%	off	def	tot	avg	pf	dq	a	to	blk	stl				
05	JUSTICE, Camron	31-31	1005	32.4	185-434	.426	86-242	.355	129-152	.849	11	82	93	3.0	68	2	90	76	1	40	585	18.9		
00	MINNETT, Jaylen	31-0	730	23.5	122-338	.361	73-226	.323	51-59	.864	10	50	60	1.9	48	0	59	47	2	26	368	11.9		
24	HALL, Evan	30-30	733	24.4	136-263	.517	0-1	.000	24-82	.293	70	105	175	5.8	74	2	51	57	37	21	296	9.9		
15	ISMAIL, Ahmed	31-7	554	17.9	91-149	.611	4-5	.800	61-89	.685	63	100	163	5.3	88	5	24	49	16	3	247	8.0		
22	McCALL, D.J.	31-31	886	28.6	84-192	.438	8-27	.296	56-83	.675	66	117	183	5.9	66	2	68	58	7	41	232	7.5		
32	GOSS, Elyjah	29-25	674	23.2	75-144	.521	7-24	.292	43-62	.694	57	129	186	6.4	51	0	22	27	24	19	200	6.9		
23	WEATHERFORD, Gra	31-31	811	26.2	65-131	.496	11-23	.478	50-68	.735	24	63	87	2.8	82	3	82	48	3	37	191	6.2		
10	ROGERS, Nick	30-0	437	14.6	45-90	.500	22-54	.407	26-38	.684	7	27	34	1.1	32	0	41	36	0	19	138	4.6		
02	KEMP, Jakoby	5-0	23	4.6	6-6	1.000	0-0	.000	5-8	.625	5	3	8	1.6	3	0	1	3	1	1	17	3.4		
04	HANSEN, Jack	29-0	272	9.4	25-78	.321	11-38	.289	21-23	.913	15	32	47	1.6	30	0	11	12	3	6	82	2.8		
11	KENYON, Brandon	7-0	42	6.0	6-16	.375	0-4	.000	6-9	.667	2	6	8	1.1	6	1	1	1	2	2	18	2.6		
55	ALSTON, Daniel	4-0	8	2.0	1-2	.500	0-1	.000	0-0	.000	0	1	1	0.3	0	0	0	2	0	0	2	0.5		
25	JOHNSON, Trevor	6-0	26	4.3	1-5	.200	0-2	.000	0-0	.000	0	7	7	1.2	2	0	4	3	1	0	2	0.3		
Team											60	45	105		1			13						
Total.....		31	6201		842-1848	.456	222-647	.343	472-673	.701	390	767	1157	37.3	551	15	454	432	97	215	2378	76.7		
Opponents.....		31	6201		802-1785	.449	261-711	.367	413-587	.704	290	709	999	32.2	591	18	421	434	132	217	2278	73.5		

TEAM STATISTICS			IUPUI		OPP		Date	Opponent	Score	Att.
SCORING			2378		2278		11/06/18	at Xavier	L 69-82	10224
Points per game			76.7		73.5		11/10/18	EASTERN ILL.	w 71-65	1350
Scoring margin			+3.2		-		\$ 11/14/18	at Boston College	w 76-69	3244
FIELD GOALS-ATT			842-1848		802-1785		\$ 11/16/18	at Richmond	L 70-78	5015
Field goal pct			.456		.449		& 11/23/18	vs St. Francis Brooklyn	w 68-48	910
3 POINT FG-ATT			222-647		261-711		& 11/24/18	vs Grambling State	w 80-69	635
3-point FG pct			.343		.367		11/28/18	BRADLEY	w 85-73	1383
3-pt FG made per game			7.2		8.4		12/01/18	BALL ST.	L 75-85	2150
FREE THROWS-ATT			472-673		413-587		12/06/18	IND.-KOKOMO	w 95-64	1287
Free throw pct			.701		.704		12/12/18	IND.-NORTHWEST	w 116-79	927
F-Throws made per game			15.2		13.3		12/15/18	WESTERN ILL.	w 82-68	980
REBOUNDS			1157		999		12/18/18	at Purdue Fort Wayne	L 77-87	1984
Rebounds per game			37.3		32.2		12/21/18	at Morehead State	L 70-74	2874
Rebounding margin			+5.1		-		* 12/28/18	at Northern Ky.	L 77-92	3303
ASSISTS			454		421		* 12/30/18	at Wright State	L 64-72	3795
Assists per game			14.6		13.6		* 01/04/19	at UIC	w 66-64	2077
TURNOVERS			432		434		* 01/10/19	CLEVELAND ST.	w 90-74	1191
Turnovers per game			13.9		14.0		* 01/12/19	YOUNGSTOWN ST.	L 76-82	890
Turnover margin			+0.1		-		* 01/17/19	at Green Bay	w 76-70	2655
Assist/turnover ratio			1.1		1.0		* 01/19/19	at Milwaukee	L 57-64	1613
STEALS			215		217		* 01/24/19	OAKLAND	w 73-71	2285
Steals per game			6.9		7.0		* 01/26/19	DETROIT MERCY	w 80-65	1482
BLOCKS			97		132		* 02/01/19	NORTHERN KY.	w 83-77	1169
Blocks per game			3.1		4.3		* 02/03/19	WRIGHT ST.	L 74-79	1112
ATTENDANCE			20181		47078		* 02/09/19	UIC	L 75-76	1141
Home games-Avg/Game			15-1345		14-3252		* 02/14/19	at Youngstown State	L 73-75	1697
Neutral site-Avg/Game			-		2-772		* 02/16/19	at Cleveland State	L 86-89	1567
Score by Periods			1st	2nd	Totals		* 02/22/19	MILWAUKEE	w 67-60	1405
IUPUI			1119	1259	2378		* 02/24/19	GREEN BAY	w 79-68	1429
Opponents			1113	1165	2278		* 02/28/19	at Detroit Mercy	L 85-87	1786
							* 03/02/19	at OAKLAND	L 63-72	3699

\$ = Fort Myers Tip-Off (campus sites)
& - Fort Myers Tip-Off (Niagara, N.Y.)

2018-2019 IUPUI HORIZON LEAGUE ONLY STATISTICS

IUPUI Basketball IUPUI Combined Team Statistics (as of Mar 04, 2019) Conference games only



RECORD:	OVERALL	HOME	AWAY	NEUTRAL
ALL GAMES	8-10	6-3	2-7	0-0
CONFERENCE	8-10	6-3	2-7	0-0
NON-CONFERENCE	0-0	0-0	0-0	0-0

#	Player	gp-gs	min	avg	Total		3-Point		F-Throw		Rebounds				pf	dq	a	to	blk	stl	pts	avg
					fg-fga	fg%	3fg-fga	3fg%	ft-fa	ft%	off	def	tot	avg								
05	JUSTICE, Camron	18-18	610	33.9	100-249	.402	50-143	.350	62-76	.816	7	51	58	3.2	39	0	57	50	1	27	312	17.3
00	MINNETT, Jaylen	18-0	434	24.1	70-199	.352	44-136	.324	38-44	.864	6	30	36	2.0	29	0	37	29	2	14	222	12.3
24	HALL, Evan	18-18	477	26.5	87-162	.537	0-1	.000	12-40	.300	41	69	110	6.1	39	1	38	29	22	13	186	10.3
22	McCALL, D.J.	18-18	528	29.3	55-122	.451	6-18	.333	43-61	.705	42	74	116	6.4	41	2	35	34	4	25	159	8.8
15	ISMAIL, Ahmed	18-6	354	19.7	62-98	.633	3-4	.750	30-44	.682	47	53	100	5.6	48	3	16	26	9	2	157	8.7
32	GOSS, Elyjah	16-12	352	22.0	35-71	.493	2-10	.200	23-33	.697	32	62	94	5.9	31	0	11	18	13	10	95	5.9
23	WEATHERFORD, Gra	18-18	472	26.2	34-74	.459	8-16	.500	19-27	.704	15	32	47	2.6	47	2	45	32	2	22	95	5.3
10	ROGERS, Nick	17-0	250	14.7	27-54	.500	11-29	.379	15-22	.682	6	14	20	1.2	20	0	23	21	0	15	80	4.7
04	HANSEN, Jack	16-0	113	7.1	11-35	.314	2-12	.167	12-13	.923	8	10	18	1.1	8	0	3	4	0	4	36	2.3
02	KEMP, Jakoby	2-0	6	3.0	1-1	1.000	0-0	.000	0-2	.000	4	0	4	2.0	2	0	0	1	0	0	2	1.0
11	KENYON, Brandon	1-0	1	1.0	0-1	.000	0-1	.000	0-0	.000	0	0	0	0.0	0	0	0	0	0	0	0	0.0
55	ALSTON, Daniel	1-0	1	1.0	0-0	.000	0-0	.000	0-0	.000	0	1	1	1.0	0	0	0	1	0	0	0	0.0
25	JOHNSON, Trevor	2-0	3	1.5	0-1	.000	0-0	.000	0-0	.000	0	0	0	0.0	0	0	0	1	0	0	0	0.0
Team											40	23	63		1		10					
Total.....		18	3601		482-1067	.452	126-370	.341	254-362	.702	248	419	667	37.1	305	8	265	256	53	132	1344	74.7
Opponents.....		18	3601		471-1022	.461	169-430	.393	226-314	.720	166	385	551	30.6	333	9	270	244	80	135	1337	74.3

TEAM STATISTICS	IUPUI	OPP
SCORING	1344	1337
Points per game	74.7	74.3
Scoring margin	+0.4	-
FIELD GOALS-ATT	482-1067	471-1022
Field goal pct	.452	.461
3 POINT FG-ATT	126-370	169-430
3-point FG pct	.341	.393
3-pt FG made per game	7.0	9.4
FREE THROWS-ATT	254-362	226-314
Free throw pct	.702	.720
F-Throws made per game	14.1	12.6
REBOUNDS	667	551
Rebounds per game	37.1	30.6
Rebounding margin	+6.4	-
ASSISTS	265	270
Assists per game	14.7	15.0
TURNOVERS	256	244
Turnovers per game	14.2	13.6
Turnover margin	-0.7	-
Assist/turnover ratio	1.0	1.1
STEALS	132	135
Steals per game	7.3	7.5
BLOCKS	53	80
Blocks per game	2.9	4.4
ATTENDANCE	12104	22192
Home games-Avg/Game	9-1345	9-2466
Neutral site-Avg/Game	-	0-0

Date	Opponent		Score	Att.
* 12/28/18	at Northern Ky.	L	77-92	3303
* 12/30/18	at Wright State	L	64-72	3795
* 01/04/19	at UIC	W	66-64	2077
* 01/10/19	CLEVELAND ST.	W	90-74	1191
* 01/12/19	YOUNGSTOWN ST.	L	76-82	890
* 01/17/19	at Green Bay	W	76-70	2655
* 01/19/19	at Milwaukee	L	57-64	1613
* 01/24/19	OAKLAND	W	73-71	2285
* 01/26/19	DETROIT MERCY	W	80-65	1482
* 02/01/19	NORTHERN KY.	W	83-77	1169
* 02/03/19	WRIGHT ST.	L	74-79	1112
* 02/09/19	UIC	L	75-76	1141
* 02/14/19	at Youngstown State	L	73-75	1697
* 02/16/19	at Cleveland State	L	86-89	1567
* 02/22/19	MILWAUKEE	W	67-60	1405
* 02/24/19	GREEN BAY	W	79-68	1429
* 02/28/19	at Detroit Mercy	L	85-87	1786
* 03/02/19	at OAKLAND	L	63-72	3699

\$ = Fort Myers Tip-Off (campus sites)
& - Fort Myers Tip-Off (Niagara, N.Y.)
* = Horizon League game

Score by Periods	1st	2nd	Totals
IUPUI	608	736	1344
Opponents	644	693	1337

2018-2019 STATISTICAL SPLITS

Wins (16 total)

Wins (16 total)						Total	3-Point	F-Throw	Rebounds															
#	Player	gp-gs	min	avg	fg-fga	fg%	3fg-fga	3fg%	ft-fita	ft%	off	def	tot	avg	pf	dq	a	to	blk	stl	pts	avg		
05	JUSTICE, Camron	16-16	515	32.2	103-217	.475	51-117	.436	77-86	.895	6	47	53	3.3	27	0	54	40	0	18	334	20.9		
00	MINNETT, Jaylen	16-0	357	22.3	62-157	.395	35-103	.340	28-32	.875	3	34	37	2.3	23	0	26	22	0	14	187	11.7		
24	HALL, Evan	16-16	402	25.1	74-141	.525	0-0	.000	13-47	.277	39	67	106	6.6	39	1	27	30	20	7	161	10.1		
32	GOSS, Elyjah	16-14	397	24.8	51-93	.548	6-17	.353	28-36	.778	34	81	115	7.2	33	0	13	17	13	11	136	8.5		
15	ISMAIL, Ahmed	16-2	256	16.0	48-74	.649	2-2	1.000	28-43	.651	30	51	81	5.1	47	2	16	20	10	3	126	7.9		
22	McCALL, D.J.	16-16	448	28.0	43-89	.483	4-13	.308	36-49	.735	34	58	92	5.8	30	0	40	38	2	21	126	7.9		
23	WEATHERFORD, Gra	16-16	388	24.3	27-55	.491	7-12	.583	25-32	.781	8	28	36	2.3	39	2	52	27	1	23	86	5.4		
10	ROGERS, Nick	15-0	229	15.3	17-44	.386	10-29	.345	19-30	.633	2	17	19	1.3	13	0	20	19	0	9	63	4.2		
02	KEMP, Jakoby	4-0	18	4.5	5-5	1.000	0-0	.000	5-6	.833	1	3	4	1.0	1	0	1	2	1	1	15	3.8		
04	HANSEN, Jack	14-0	132	9.4	13-39	.333	4-17	.235	8-8	1.000	3	19	22	1.6	11	0	6	7	1	0	38	2.7		
11	KENYON, Brandon	6-0	26	4.3	4-11	.364	0-3	.000	3-6	.500	2	5	7	1.2	1	0	1	0	2	2	11	1.8		
55	ALSTON, Daniel	4-0	8	2.0	1-2	.500	0-1	.000	0-0	.000	0	1	1	0.3	0	0	0	2	0	0	2	0.5		
25	JOHNSON, Trevor	4-0	24	6.0	1-5	.200	0-2	.000	0-0	.000	0	7	7	1.8	2	0	4	3	1	0	2	0.5		
Team											29	27	56				10							
Total.....		16	3200		449-932	.482	119-316	.377	270-375	.720	191	445	636	39.8	266	5	260	237	51	109	1287	80.4		
Opponents.....		16	3200		387-941	.411	126-374	.337	184-277	.664	149	343	492	30.8	325	11	184	229	61	116	1084	67.8		

Losses (15 total)

Losses (15 total)						Total	3-Point	F-Throw	Rebounds													
##	Player	gp-gs	min	avg	fg-fga	fg%	3fg-fga	3fg%	ft-fa	ft%	off	def	tot	avg	pf	dq	a	to	blk	stl	pts	avg
05	JUSTICE, Camron	15-15	490	32.7	82-217	.378	35-125	.280	52-66	.788	5	35	40	2.7	41	2	36	36	1	22	251	16.7
00	MINNETT, Jaylen	15-0	373	24.9	60-181	.331	38-123	.309	23-27	.852	7	16	23	1.5	25	0	33	25	2	12	181	12.1
24	HALL, Evan	14-14	331	23.6	62-122	.508	0-1	.000	11-35	.314	31	38	69	4.9	35	1	24	27	17	14	135	9.6
15	ISMAIL, Ahmed	15-5	298	19.9	43-75	.573	2-3	.667	33-46	.717	33	49	82	5.5	41	3	8	29	6	0	121	8.1
22	McCALL, D.J.	15-15	438	29.2	41-103	.398	4-14	.286	20-34	.588	32	59	91	6.1	36	2	28	20	5	20	106	7.1
11	KENYON, Brandon	1-0	16	16.0	2-5	.400	0-1	.000	3-3	1.000	0	1	1	1.0	5	1	0	1	0	0	7	7.0
23	WEATHERFORD, Gra	15-15	423	28.2	38-76	.500	4-11	.364	25-36	.694	16	35	51	3.4	43	1	30	21	2	14	105	7.0
10	ROGERS, Nick	15-0	208	13.9	28-46	.609	12-25	.480	7-8	.875	5	10	15	1.0	19	0	21	17	0	10	75	5.0
32	GOSS, Elyjah	13-11	277	21.3	24-51	.471	1-7	.143	15-26	.577	23	48	71	5.5	18	0	9	10	11	8	64	4.9
04	HANSEN, Jack	15-0	140	9.3	12-39	.308	7-21	.333	13-15	.867	12	13	25	1.7	19	0	5	5	2	6	44	2.9
02	KEMP, Jakoby	1-0	5	5.0	1-1	1.000	0-0	.000	0-2	.000	4	0	4	4.0	2	0	0	1	0	0	2	2.0
25	JOHNSON, Trevor	2-0	2	1.0	0-0	.000	0-0	.000	0-0	.000	0	0	0	0.0	0	0	0	0	0	0	0	0.0
Team											31	18	49		1		3					
Total.....		15	3001		393-916	.429	103-331	.311	202-298	.678	199	322	521	34.7	285	10	194	195	46	106	1091	72.7
Opponents.....		15	3001		415-844	.492	135-337	.401	229-310	.739	141	366	507	33.8	266	7	237	205	71	101	1194	79.6

Home (11-4)

Home (11-4)					Total		3-Point		F-Throw		Rebounds													
##	Player	gp-gs	min	avg	fg-fga	fg%	3fg-fga	3fg%	ft-fita	ft%	off	def	tot	avg	pf	dq	a	to	blk	stl	pts	avg		
05	JUSTICE, Camron	15-15	488	32.5	92-198	.465	45-108	.417	59-71	.831	5	38	43	2.9	34	1	55	38	0	12	288	19.2		
00	MINNETT, Jaylen	15-0	361	24.1	66-173	.382	36-110	.327	29-32	.906	2	26	28	1.9	15	0	31	23	0	13	197	13.1		
24	HALL, Evan	15-15	366	24.4	64-114	.561	0-0	.000	10-42	.238	35	55	90	6.0	35	0	26	22	20	11	138	9.2		
15	ISMAIL, Ahmed	15-2	250	16.7	50-79	.633	2-2	1.000	36-54	.667	28	48	76	5.1	41	3	13	21	11	3	138	9.2		
32	GOSS, Elyjah	15-13	344	22.9	44-80	.550	3-12	.250	27-32	.844	26	61	87	5.8	27	0	12	12	12	9	118	7.9		
22	McCALL, D.J.	15-15	417	27.8	38-94	.404	4-16	.250	27-40	.675	30	67	97	6.5	34	1	40	29	5	18	107	7.1		
23	WEATHERFORD, Gra	15-15	375	25.0	32-57	.561	8-12	.667	32-44	.727	15	26	41	2.7	39	2	43	24	1	19	104	6.9		
10	ROGERS, Nick	14-0	213	15.2	23-49	.469	12-33	.364	16-26	.615	2	13	15	1.1	13	0	23	17	0	14	74	5.3		
02	KEMP, Jakoby	3-0	15	5.0	5-5	1.000	0-0	.000	5-6	.833	1	3	4	1.3	1	0	1	1	1	0	15	5.0		
11	KENYON, Brandon	4-0	23	5.8	4-10	.400	0-3	.000	2-4	.500	2	3	5	1.3	1	0	1	0	2	1	10	2.5		
04	HANSEN, Jack	13-0	117	9.0	9-32	.281	2-12	.167	8-8	1.000	5	14	19	1.5	10	0	5	5	1	1	28	2.2		
55	ALSTON, Daniel	3-0	7	2.3	1-2	.500	0-1	.000	0-0	.000	0	1	1	0.3	0	0	0	2	0	0	2	0.7		
25	JOHNSON, Trevor	4-0	24	6.0	1-5	.200	0-2	.000	0-0	.000	0	7	7	1.8	2	0	4	3	1	0	2	0.5		
Team											31	21	52	8										
Total.....		15	3000	429-898		.478	112-311	.360	251-359	.699	182	383	565	37.7	252	7	254	205	54	101	1221	81.4		
Opponents.....		15	3000	393-889		.442	128-349	.367	172-256	.672	143	332	475	31.7	310	11	197	213	52	101	1086	72.4		

Road/Neutral (5-11)

Road/Neutral (5-11)			Total			3-Point		F-Throw		Rebounds												
#	Player	gp-gs	min	avg	fg-fga	fg%	3fg-fga	3fg%	ft-fita	ft%	off	def	tot	avg	pf	dq	a	to	blk	stl	pts	avg
05	JUSTICE, Camron	16-16	517	32.3	93-236	.394	41-134	.306	70-81	.864	6	44	50	3.1	34	1	35	38	1	28	297	18.6
00	MINNETT, Jaylen	16-0	369	23.1	56-165	.339	37-116	.319	22-27	.815	8	24	32	2.0	33	0	28	24	2	13	171	10.7
24	HALL, Evan	15-15	367	24.5	72-149	.483	0-1	.000	14-40	.350	35	50	85	5.7	39	2	25	35	17	10	158	10.5
22	McCALL, D.J.	16-16	469	29.3	46-98	.469	4-11	.364	29-43	.674	36	50	86	5.4	32	1	28	29	2	23	125	7.8
15	ISMAL, Ahmed	16-5	304	19.0	41-70	.586	2-3	.667	25-35	.714	35	52	87	5.4	47	2	11	28	5	0	109	6.8
32	GOSS, Elijah	14-12	330	23.6	31-64	.484	4-12	.333	16-30	.533	31	68	99	7.1	24	0	10	15	12	10	82	5.9
23	WEATHERFORD, Gra	16-16	436	27.3	33-74	.446	3-11	.273	18-24	.750	9	37	46	2.9	43	1	39	24	2	18	87	5.4
10	ROGERS, Nick	16-0	224	14.0	22-41	.537	10-21	.476	10-12	.833	5	14	19	1.2	19	0	18	19	0	5	64	4.0
04	HANSEN, Jack	16-0	155	9.7	16-46	.348	9-26	.346	13-15	.867	10	18	28	1.8	20	0	6	7	2	5	54	3.4
11	KENYON, Brandon	3-0	19	6.3	2-6	.333	0-1	.000	4-5	.800	0	3	3	1.0	5	1	0	1	0	1	8	2.7
02	KEMP, Jakoby	2-0	8	4.0	1-1	1.000	0-0	.000	0-2	.000	4	0	4	2.0	2	0	0	2	0	1	2	1.0
55	ALSTON, Daniel	1-0	1	1.0	0-0	.000	0-0	.000	0-0	.000	0	0	0	0.0	0	0	0	0	0	0	0	0.0
25	JOHNSON, Trevor	2-0	2	1.0	0-0	.000	0-0	.000	0-0	.000	0	0	0	0.0	0	0	0	0	0	0	0	0.0
Team											29	24	53		1			5				
Total.....		16	3201		413-950	.435	110-336	.327	221-314	.704	208	384	592	37.0	299	8	200	227	43	114	1157	72.3
Opponents.....		16	3201		409-896	.456	133-362	.367	241-331	.728	147	377	524	32.8	281	7	224	221	80	116	1192	74.5

2018-2019 INDIVIDUAL SUPERLATIVES

	IUPUI	Opponent
Points	30- Justice at UIC (1/4)	31- Jacob Gilyard at Richmond (11/16/18)
Field Goals Made	11- Justice vs. Ball State (12/1/18)	12- Jacob Gilyard at Richmond (11/16/18)
Field Goals Attempted	20- three times	20- twice
Highest FG Pct. (min. 5 made)	1,000 (5-5)- Weatherford vs. Eastern Ill. (11/10/18)	1,000 (5-5)- Gerald Blackshear at Detroit Mercy (2/28/19)
3-Pt Field Goals Made	6- twice	6- four times
3-Pt Field Goals Attempted	13- three times	13- three times
3-Pt FG Pct. (min. 3 made)	.857 (6-7)- Minnett vs. IU Northwest (12/12/18)	1,000 (3-3)- Darius Roy at Milwaukee (1/19/19)
Free Throws Made	15- Justice vs. Bradley (11/28/18)	10- Cole Gentry at Wright State (12/30/18)
Free Throws Attempted	15- Justice vs. Bradley (11/28/18)	12- Ivy Smith vs. Grambling State (11/24/18)
Free Throw Pct. (min. 5 made)	1,000 (15-15)- Justice vs. Bradley (11/28/18)	1,000 (10-10)- Cole Gentry at Wright State (12/30/18)
Offensive Rebounds	6- twice	8- Axel Mpoyo vs. Grambling State (11/24/18)
Defensive Rebounds	12- McCall vs. Wright State (2/3/19)	10- Drew McDonald at Northern Kentucky (12/28/18)
Total Rebounds	16- McCall vs. Wright State (2/3/19)	12- Drew McDonald at Northern Kentucky (12/28/18)
Assists	7- twice	11- Tyree Appleby at Cleveland State (2/16/19)
Turnovers	5- four times	8- Tyree Appleby vs. Cleveland State (1/10/19)
Blocked Shots	5- Hall at Youngstown State (2/14/19)	5- Zach Hankins at Xavier (11/6/18)
Steals	5- McCall at Green Bay (1/17/19)	5- Braden Norris vs. Oakland (1/24/19)
Minutes Played (regulation game)	39- Justice at Youngstown State (2/14/19)	40- twice
Minutes Played (OT game)		

2018-2019 TEAM SUPERLATIVES

IUPUI High	IUPUI Low	Statistical Category	Opponent High	Opponent Low
116 - IU Northwest (12/12)	57 - at Milwaukee (1/19)	Points	92 - at Northern Ky. (12/28)	48 - vs. St. Francis (NY) (11/23)
54 - IU Northwest (12/12)	21 - at Milwaukee (1/19)	1st Half Points	51 - at Northern Ky. (12/28)	22 - at Milwaukee (1/19)
62 - IU Northwest (12/12)	30 - twice	2nd Half Points	49 - at Richmond (11/16)	24 - Milwaukee (2/22)
43 - IU Northwest (12/12)	20 - three times	Field Goals	32 - twice	18 - vs. St. Francis (NY) (11/23)
68 - three times	49 - Bradley (11/28)	Field Goal Attempts	79 - IU Northwest (12/12)	46 - at Boston Coll. (11/14)
.672 - IU Northwest (12/12)	.353 - at Morehead St. (12/21)	FG Percentage	.593 - at Cleveland St. (2/16)	.340 - vs. St. Francis (NY) (11/23)
11 - three times	2 - vs. St. Francis (NY) (11/23)	3-Point Field Goals	15 - at Cleveland St. (2/16)	4 - twice
27 - at Xavier (11/6)	13 - twice	3-Point Field Goal Att.	36 - Oakland (1/24)	14 - vs. Grambling St. (11/24)
.615 - at UIC (1/4)	.154 - vs. St. Francis (NY) (11/23)	3-Point FG Percentage	.556 - at Cleveland St. (2/16)	.238 - Cleveland St. (1/10)
29 - Bradley (11/28)	6 - at Oakland (3/2)	Free Throws	25 - at Northern Ky. (12/28)	3 - Oakland (1/24)
39 - Bradley (11/28)	6 - at Oakland (3/2)	Free Throw Attempts	30 - Ball State (12/1)	7 - Oakland (1/24)
1,000 - at Oakland (3/2)	.500 - at Richmond (11/16)	Free Throw Percentage	.909 - at Milwaukee (1/19)	.429 - Oakland (1/24)
23 - at Cleveland St. (2/16)	5 - vs. St. Francis (NY) (11/23)	Offensive Rebounds	19 - vs. Grambling St. (11/24)	3 - Detroit Mercy (1/26)
38 - IU Kokomo (12/6)	16 - at Cleveland St. (2/16)	Defensive Rebounds	32 - at Morehead St. (12/21)	13 - Cleveland St. (1/10)
52 - IU Kokomo (12/6)	27 - Ball State (12/1)	Total Rebounds	45 - at Morehead St. (12/21)	22 - Cleveland St. (1/10)
24 - three times	11 - Milwaukee (2/22)	Fouls	28 - Bradley (11/28)	11 - at Oakland (3/2)
26 - twice	7 - vs. St. Francis (NY) (11/23)	Assists	26 - at Oakland (3/2)	4 - vs. St. Francis (NY) (11/23)
24 - at Green Bay (1/17)	7 - Western Illinois (12/15)	Turnovers	23 - Ball State (12/1)	8 - three times
7 - twice	0 - twice	Blocked Shots	10 - at UIC (1/4)	0 - IU Kokomo (12/6)
12 - twice	2 - Western Illinois (12/15)	Steals	15 - at Green Bay (1/17)	2 - at Morehead St. (12/21)

2018-2019 GAME-BY-GAME LEADERS / STARTING FIVES

Opponent	Starting 5	Points	Rebounds	Assists	Blocks	Steals
#Central State	Goss-Hall-Johnson-Justice-Weatherford	Justice/Minnett (19)	Hall (12)	Justice (5)	Ismail (2)	Rogers (3)
at Xavier	Goss-Ismail-Justice-McCall-Weatherford	Minnett (21)	Goss (8)	McCall (5)	Goss (2)	4 tied w/ (1)
Eastern Illinois	Goss-Hall-Justice-McCall-Weatherford	Justice (21)	Goss (10)	McCall (5)	Goss (2)	Rogers (2)
at Boston College	Goss-Hall-Justice-McCall-Weatherford	Justice (29)	Goss/Hall (10)	Justice/Weatherford (3)	Hall (2)	Justice (3)
at Richmond	Goss-Hall-Justice-McCall-Weatherford	Justice (14)	Goss/McCall (6)	Minnett/Weatherford (3)	Goss/Hall (2)	Goss/Minnett (2)
vs. St. Francis (NY)	Goss-Hall-Justice-McCall-Weatherford	Justice (17)	Goss (11)	7 tied w/ (1)	Hall/Ismail (1)	McCall/Weatherford (3)
vs. Grambling St.	Goss-Hall-Justice-McCall-Weatherford	Justice (23)	Ismail (10)	Weatherford (5)	Goss (1)	Weatherford (2)
Bradley	Goss-Hall-Justice-McCall-Weatherford	Justice (27)	Goss/McCall (6)	Minnett (4)	Hall/Ismail (2)	Weatherford (2)
Ball State	Goss-Hall-Justice-McCall-Weatherford	Justice (28)	Goss (6)	Hall (5)	McCall (1)	Hall/McCall (4)
IU Kokomo	Goss-Hall-Justice-McCall-Weatherford	Justice (18)	McCall (10)	McCall/Weatherford (5)	Hall (2)	Justice (2)
IU Northwest	Goss-Hall-Justice-McCall-Weatherford	Minnett (28)	Hall/Johnson (6)	Justice/Weatherford (6)	Hall (3)	Weatherford (2)
Western Illinois	Goss-Hall-Justice-McCall-Weatherford	Justice (20)	Goss (10)	Justice (7)	Goss (2)	Hall/Justice (1)
at Purdue FW	Goss-Hall-Justice-McCall-Weatherford	Justice (25)	Weatherford (6)	Weatherford (3)	3 tied w/ (1)	McCall (3)
at Morehead St.	Goss-Hall-Justice-McCall-Weatherford	Justice (20)	Goss (9)	3 tied w/ (3)	Goss (2)	Minnett (3)
at Northern Ky.	Goss-Hall-Justice-McCall-Weatherford	Minnett (14)	McCall (6)	Justice (4)	Goss/McCall (1)	Justice (2)
at Wright State	Goss-Hall-Justice-McCall-Weatherford	Justice (17)	McCall (8)	Rogers (3)	none	Weatherford (3)
at UIC	Goss-Hall-Justice-McCall-Weatherford	Justice (30)	Goss (11)	Weatherford (5)	Goss/Ismail (1)	Justice/Weatherford (2)
Cleveland St.	Goss-Hall-Justice-McCall-Weatherford	Goss (16)	Goss (13)	Justice (6)	Goss/Ismail (1)	3 tied w/ (2)
Youngstown St.	Goss-Hall-Justice-McCall-Weatherford	McCall (14)	Ismail (7)	3 tied w/ (3)	Hall (3)	5 tied w/ (1)
at Green Bay	Goss-Hall-Justice-McCall-Weatherford	McCall (18)	Goss/McCall (8)	Justice/Weatherford (3)	Hall (2)	McCall (5)
at Milwaukee	Goss-Hall-Justice-McCall-Weatherford	Justice (17)	Goss (8)	Minnett (4)	Hall (3)	Justice (3)
Oakland	Goss-Hall-Justice-McCall-Weatherford	Justice/McCall (18)	Hall (11)	McCall (5)	Goss (4)	Justice/Minnett (3)
Detroit Mercy	Goss-Hall-Justice-McCall-Weatherford	Justice (21)	Hall (10)	Hall (7)	Hall (2)	Weatherford (4)
Northern Ky.	Goss-Hall-Justice-McCall-Weatherford	Justice (26)	Hall (7)	3 tied w/ (4)	Goss (1)	Hall (3)
Wright State	Goss-Hall-Justice-McCall-Weatherford	Justice (22)	McCall (16)	Justice (6)	Hall (2)	Rogers (3)
UIC	Goss-Hall-Justice-McCall-Weatherford	Minnett (20)	Ismail (8)	McCall (3)	Ismail (2)	Rogers (3)
at Youngstown St.	Hall-Ismail-Justice-McCall-Weatherford	McCall (16)	Hall (9)	Justice (6)	Hall (5)	Justice (3)
at Cleveland St.	Hall-Ismail-Justice-McCall-Weatherford	Hall/McCall (18)	McCall (9)	Minnett (5)	McCall/Minnett (1)	Justice/McCall (4)
Milwaukee	Hall-Ismail-Justice-McCall-Weatherford	Minnett (22)	Ismail (8)	3 tied w/ (2)	Hall (3)	Weatherford (3)
Green Bay	Hall-Ismail-Justice-McCall-Weatherford	Weatherford (21)	Hall (10)	Weatherford (5)	none	McCall (2)
at Detroit Mercy	Hall-Ismail-Justice-McCall-Weatherford	Justice (22)	Ismail (8)	4 tied w/ (3)	Goss (2)	6 tied w/ (1)
at Oakland	Hall-Ismail-Justice-McCall-Weatherford	3 tied w/ (15)	Ismail (10)	3 tied w/ (4)	3 tied w/ (1)	Hall (2)
at Wright State						
HL Semis						
HL Championship						

2018-2019 COMPARISON STATISTICS

Opponent	1st	2nd	Score	Mar	Total FG	FG Pct	3-Pointers	3FG Pct	Free Throws	FT Pct	Rebounds	Assist	T/Over	Block	Steal	Fouls
Xavier	34/37	35/45	69-82	(13)	20-56/31-66	.357/.470	9-27/9-29	.333/.310	20-26/11-19	.769/.579	36/43 (7)	11/18	15/13	3/6	4/10	22/22
EASTERN ILL.	35/31	36/34	71-65	+6	22-57/19-53	.386/.358	7-25/6-17	.280/.353	20-29/21-26	.690/.808	38/35 +3	16/11	17/18	4/5	5/6	20/27
Boston College	36/42	40/27	76-69	+7	24-60/21-46	.400/.457	8-25/8-21	.320/.381	20-25/19-29	.800/.655	40/28 +12	11/11	12/15	2/2	7/4	23/19
Richmond	30/29	40/49	70-78	(8)	28-54/26-50	.519/.520	7-20/6-17	.350/.353	7-14/20-29	.500/.690	34/26 +8	13/12	15/12	4/5	8/11	19/13
St. Francis Brooklyn	35/23	33/25	68-48	+20	28-54/18-53	.519/.340	2-13/4-16	.154/.250	10-16/8-16	.625/.500	38/29 +9	7/4	15/19	2/5	1/6	15/15
Grambling State	39/31	41/38	80-69	+11	30-63/23-63	.476/.365	9-23/4-14	.391/.286	11-14/19-28	.786/.679	37/43 (6)	16/8	14/13	1/4	3/5	23/17
BRADLEY	44/38	41/35	85-73	+12	25-49/26-58	.510/.448	6-17/8-23	.353/.348	29-39/13-19	.744/.684	32/30 +2	15/12	13/10	4/1	4/6	21/28
BALL ST.	40/44	35/41	75-85	(10)	29-64/28-50	.453/.560	7-19/8-18	.368/.444	10-17/21-30	.588/.700	27/38 (11)	11/16	16/23	1/2	12/7	24/17
IND.-KOKOMO	49/35	46/29	95-64	+31	34-68/25-70	.500/.357	8-24/8-27	.333/.296	19-25/6-13	.760/.462	52/33 +19	20/11	13/12	7/0	4/6	14/19
IND.-NORTHWEST	54/38	62/41	116-79	+37	43-64/32-79	.672/.405	11-20/10-35	.550/.286	19-27/5-10	.704/.500	45/30 +15	26/11	18/13	4/1	6/8	14/23
WESTERN ILL.	39/40	43/28	82-68	+14	27-58/26-62	.466/.419	7-19/7-17	.368/.412	21-31/9-12	.677/.750	38/34 +4	18/9	7/11	6/3	2/3	13/21
Purdue Fort Wayne	39/45	38/42	77-87	(10)	26-66/29-53	.394/.547	8-21/8-25	.381/.320	17-22/21-24	.773/.875	33/34 (1)	10/13	12/15	3/9	8/8	18/16
Morehead State	37/36	33/38	70-74	(4)	24-68/27-60	.353/.450	7-24/6-22	.292/.273	15-26/14-18	.577/.778	40/45 (5)	15/15	9/16	3/9	9/2	20/21
Northern Ky.	30/51	47/41	77-92	(15)	30-67/29-54	.448/.537	5-21/9-21	.238/.429	12-18/25-29	.667/.862	31/36 (5)	13/19	11/16	2/3	7/7	22/19
Wright State	32/35	32/37	64-72	(8)	22-53/24-54	.415/.444	3-18/6-16	.167/.375	17-22/18-23	.773/.783	38/28 +10	9/17	14/8	0/3	4/3	24/14
UIC	29/25	37/39	66-64	+2	20-52/21-55	.385/.382	8-13/12-32	.615/.375	18-23/10-16	.783/.625	42/30 +12	12/17	20/14	2/10	8/10	19/20
CLEVELAND ST.	39/31	51/43	90-74	+16	34-58/26-61	.586/.426	6-17/5-21	.353/.238	16-25/17-21	.640/.810	40/22 +18	24/10	21/12	2/2	8/11	21/19
YOUNGSTOWN ST.	38/40	38/42	76-82	(6)	27-61/31-64	.443/.484	5-20/11-24	.250/.458	17-21/9-13	.810/.692	33/36 (3)	13/20	13/13	5/3	5/8	16/20
Green Bay	35/31	41/39	76-70	+6	26-59/24-60	.441/.400	5-17/7-26	.294/.269	19-25/15-19	.760/.789	47/29 +18	8/11	24/19	2/6	11/15	16/23
Milwaukee	21/22	36/42	57-64	(7)	20-56/23-56	.357/.411	8-24/8-18	.333/.444	9-11/10-11	.818/.909	33/35 (2)	14/8	12/12	5/5	8/5	12/16
OAKLAND	26/32	47/39	73-71	+2	27-63/28-70	.429/.400	6-21/12-36	.286/.333	13-23/3-7	.565/.429	47/37 +10	14/12	18/16	7/2	10/12	13/20
DETROIT MERCY	33/24	47/41	80-65	+15	28-55/25-49	.509/.510	11-23/10-25	.478/.400	13-15/5-8	.867/.625	28/26 +2	26/14	13/22	3/3	12/10	14/13
NORTHERN KY.	43/34	40/43	83-77	+6	29-56/27-53	.518/.509	8-19/7-21	.421/.333	17-22/16-22	.773/.727	30/28 +2	16/18	10/14	1/5	7/3	15/22
WRIGHT ST.	35/40	39/39	74-79	(5)	27-66/25-53	.409/.472	7-26/8-21	.269/.381	13-19/21-29	.684/.724	36/36 -	13/13	13/13	4/4	7/5	24/19
UIC	36/50	39/26	75-76	(1)	25-63/29-58	.397/.500	6-21/10-21	.286/.476	19-30/8-15	.633/.533	37/32 +5	11/15	11/15	2/9	8/5	18/23
Youngstown State	30/39	43/36	73-75	(2)	25-54/24-58	.463/.414	6-18/11-26	.333/.423	17-26/16-22	.654/.727	39/29 +10	14/14	17/13	6/3	5/10	16/22
Cleveland State	40/43	46/46	86-89	(3)	32-68/32-54	.471/.593	8-26/15-27	.308/.556	14-25/10-16	.560/.625	39/31 +8	15/20	11/16	2/4	1/6	17/21
MILWAUKEE	37/36	30/24	67-60	+7	22-51/20-52	.431/.385	6-20/11-25	.300/.440	17-26/9-16	.654/.563	37/32 +5	9/10	10/13	4/3	8/3	11/23
GREEN BAY	35/37	44/31	79-68	+11	30-65/26-57	.462/.456	11-20/7-18	.550/.389	8-10/9-15	.800/.600	45/26 +19	22/15	12/8	0/9	3/8	14/16
Detroit Mercy	36/43	49/44	85-87	(2)	33-60/30-60	.550/.500	10-24/10-29	.417/.345	9-15/17-20	.600/.850	29/32 (3)	15/12	12/8	3/2	6/7	18/12
OAKLAND	33/31	30/43	63-74	(11)	25-60/28-55	.417/.509	7-22/10-23	.318/.435	6-6/8-12	1000/.667	36/26 +10	17/26	14/12	3/4	4/7	15/11

Note: Game totals are displayed in the format TEAM/OPPONENT for each category

THE LAST MEETING - WRIGHT STATE 79, IUPUI 74 (FEB. 3, 2019 - INDIANAPOLIS)

Wright St. 79 • 13-11, 7-4 HL

#	Player		Total	3-Ptr	Rebounds											
			FG	FGA	FT	FTA	Off	Def	Tot	PF	TP	A	TO	Blk	Stl	Min
11	LOVE, Loudon	c	3-9	0-0	6-6	1	0	1	5	12	0	1	1	0	16	
22	ERNSTHAUSEN, Parker	c	3-5	1-3	0-1	2	1	3	4	7	2	2	1	1	28	
03	HUGHES, Mark	g	3-4	0-1	7-10	0	7	7	3	13	3	2	1	0	27	
04	VEST, Alan	g	3-4	2-3	0-0	1	4	5	2	8	0	2	1	0	26	
31	GENTRY, Cole	g	4-9	2-4	3-4	0	2	2	0	13	5	1	0	1	34	
01	WAMPLER, Bill		6-13	3-9	1-2	0	3	3	2	16	1	2	0	0	30	
05	POTTER, Skyelar		1-4	0-1	1-2	1	5	6	0	3	0	1	0	0	19	
13	SMITH, Malachi		2-5	0-0	3-4	1	4	5	3	7	2	2	1	2	20	
	Team						2	2	4							
	Totals		25-53	8-21	21-29	8	28	36	19	79	13	13	4	5	200	
	FG % 1st Half:	14-26	53.8%	2nd half:	11-27	40.7%	Game:	25-53	47.2%							Deadball
	3FG % 1st Half:	5-7	71.4%	2nd half:	3-14	21.4%	Game:	8-21	38.1%							Rebounds
	FT % 1st Half:	7-8	87.5%	2nd half:	14-21	66.7%	Game:	21-29	72.4%							

IUPUI 74 • 14-10, 6-5 HL

		Total		3-Ptr		Rebounds										
##	Player	FG-FGA	FG-FGA	FT-FTA	Off	Def	Tot	PF	TP	A	TO	Blk	Stl	Min		
24	HALL, Evan	f	6-8	0-0	2-3	2	2	4	1	14	0	2	2	1	23	
32	GOSS, Elijah	f	1-1	0-0	2-2	1	1	2	2	4	0	1	0	0	13	
05	JUSTICE, Camron	g	7-20	4-13	4-6	1	3	4	3	22	6	4	0	1	34	
22	McCALL, D.J.	g	1-8	0-1	1-2	4	12	16	5	3	0	1	1	0	35	
23	WEATHERFORD, Grant	g	1-4	0-0	0-2	2	2	4	4	2	3	1	0	2	28	
00	MINNETT, Jaylen	g	3-12	1-7	3-3	0	1	1	3	10	3	2	0	0	26	
04	HANSEN, Jack		0-1	0-0	0-0	0	0	0	0	0	0	0	0	0	2	
10	ROGERS, Nick		5-8	2-5	0-0	0	0	0	1	12	0	1	0	3	25	
15	ISMAIL, Ahmed		3-4	0-0	1-1	2	0	2	5	7	1	1	1	0	14	
Team						3	0	3								
Totals			27-66	7-26	13-19	15	21	36	24	74	13	13	4	7	200	
FG % 1st Half: 13-28		46.4%	2nd half: 14-38	36.8%	Game: 27-66		40.9%	Deadball Rebound: 2,								
3FG % 1st Half: 5-12		41.7%	2nd half: 2-14	14.3%	Game: 7-26		26.9%									
FT % 1st Half: 4-6		66.7%	2nd half: 9-13	69.2%	Game: 13-19		68.4%									

Officials: Mark Riggs, Ron Tyburski, Courtney Green
Technical fouls: Wright St. - None. IUPUI - None.
Attendance: 1112

Score by periods	1st	2nd	Total
Wright St.	40	39	79
IUPUI	35	39	74

Last FG - WSU 2nd-01:07, IUPUI 2nd-00:00.
Largest lead - WSU by 21 1st-11:54, IUPUI by 3 2nd-10:05.
WSU led for 33:00. IUPUI led for 04:58. Game was tied for 02:02.

Points	In	Off	2nd	Fast	Bench
WSU	32	14	7	13	26
IUPUI	30	13	13	9	29

Score tied - 4 times.
Lead changed - 6 times.

SLOW START DOOMS JAGUARS IN 79-74 HOME LOSS TO WSU

INDIANAPOLIS (Feb. 3) - The IUPUI basketball team was unable to extend its winning streak to four on Sunday afternoon (Feb. 3) as the Jaguars dropped a 79-74 home game to Wright State inside Indiana Farmers Coliseum. Junior Camron Justice scored a game-high 22 points and added six assists in the loss and Evan Hall contributed 14 points on 6-of-8 shooting. Junior Nick Rogers and sophomore Jaylen Minnett added 12 and 10 off the Jaguars' bench, respectively.

Bill Wampler led Wright State (13-11, 7-4 HL) with 16 points off the bench and both Cole Gentry and Mark Hughes finished with 13 apiece.

"We were just flat from the start. We came out with zero energy and [Wright State] took it to us. We're in the middle of the conference race and we just didn't show up early in the game," head coach Jason Gardner said. "We responded and got back in the game, but you can't spot any team 20 points and win games. Now we have to regroup and get back to business because it doesn't get easier, schedule-wise."

IUPUI (14-10, 6-5 HL) was lackluster from the opening tip as Wright State erupted out to a 24-4 advantage in the opening 7-plus minutes. IUPUI's offense was flat and the defense was porous as the Raiders found scoring at all three levels relatively simple. Parker Ernsthausen rattled in an open three on the heels of a short jumper and both Wampler and Loudon Love got behind the Jaguars' defense for easy buckets as well.

Rogers injected some life by knocking in a 17-foot jumper, although WSU responded with a Wampler trey to make it 27-6.

Gardner paced up and down his sideline, shouting at his troops "they're tougher than us, they're tougher than us". The message was received as IUPUI scored the game's next seven points and eventually crept within two just ahead of halftime. Gentry made a three on the final possession of the stanza, making it 40-35 at the break. IUPUI tied the score early in the second half as Justice hit an early trey and Goss followed with a pair of hits at the free throw line and later went ahead on a Hall layup with 12:13 to play.

The Jags' largest lead came with 10:05 to play when D.J. McCall putback a Minnett miss as part of his career-high 16 rebound game, giving IUPUI a 57-54 lead. The game was tied at 60 all with 4:22 left, but Wright State scored the game's next eight points as the Jaguars went cold from the field. WSU's Alan Vest knocked in a key wing three to make it a two-possession game and later Gentry rainbowed a three over the outstretched hand of Elijah Goss to extend it to a 67-60 lead.

IUPUI CONFERENCE TOURNAMENT HISTORY / RECORDS

CONFERENCE TOURNEY SINGLE-GAME RECORDS

	IUPUI Most (Single Game)	IUPUI Fewest (Single Game)	IUPUI Player - Most (Single Game)
Points:	90 vs. Oakland (3-3-02)	45 vs. North Dakota State (3-6-16)	37 - Leroy Nobles vs. UMKC (3-6-11)
Points in a Half:	48 (1st) vs. Oakland (3-3-02)	16 (1st) vs. Oral Roberts (3-5-07)	---
Scoring Margin:	24 - twice	-38 (47-85) vs. Fort Wayne (3-8-14)	---
Field Goals:	29 - five times	14 vs. Oral Roberts (3-5-07)	13 - Robert Glenn vs. Western Illinois (3-6-10)
FG Attempts:	67 vs. Oral Roberts (3-7-05)	42 vs. South Dakota State (3-9-13)	23 - Charles Price vs. Oral Roberts (3-4-02)
FG%:	57.4% (27-47) vs. Oakland (3-3-02)	29.2% (14-48) vs. Oral Roberts (3-5-07)	80.0% (8-10)-3x (MR Mitch Patton vs. IPFW 3-8-14)
3PT Field Goals:	11 vs. Southern Utah (3-7-04)	1 vs. North Dakota State (3-6-16)	6 - twice (MR Leroy Nobles vs. UMKC 3-6-11)
3PT FG Att.:	26 vs. Omaha (3-6-17)	9 vs. Oral Roberts (3-8-15)	9-6 times (MR Leroy Nobles vs. UMKC 3-6-11)
3FG%:	55.0% (11-20) vs. S. Utah (3-7-04)	8.3% (1-12) vs. North Dakota St. (3-6-16)	75.0% (6-8) Odell Bradley vs. S. Utah (3-10-03)
Free Throws:	32 vs. Oakland (3-3-02)	2 vs. Fort Wayne (3-8-14)	12 - George Hill vs. Oakland (3-4-06)
FT Attempts:	39 vs. Oakland (3-3-02)	4 vs. South Dakota State (3-3-12)	15-twice (MR George Hill vs. Oakland - 3-4-06)
FT%:	100% (10-10) vs. Oakland (3-4-18)	33.3% (2-6) vs. Fort Wayne (3-8-14)	90.0% (9-10)-2x (MR Leroy Nobles vs. UMKC 3-6-11)
Off. Rebounds:	25 vs. Chicago State (3-8-04)	5 - four times	9 - DavRon Williams vs. Oral Roberts (3-8-15)
Def. Rebounds:	33 vs. Southern Utah (3-4-07)	14 vs. South Dakota State (3-3-12)	11-2x (MR Aaron Brennan vs. NDSU 3-4-17)
Rebounds:	49 vs. Chicago State (3-8-04)	22 vs. South Dakota State (3-9-13)	16 - DavRon Williams vs. Oral Roberts (3-8-15)
Fouls:	24 vs. Omaha (3-6-17)	15 - seven times	---
Assists:	19 vs. Oakland (3-3-02)	2 vs. Oral Roberts (3-5-07)	10 - twice
Turnovers:	20 vs. Southern Utah (3-7-04)	5 vs. Valparaiso (3-5-01)	8 - Alex Young vs. Oral Roberts (3-8-10)
Blocks:	8 - twice	0 vs. Western Illinois (3-9-03)	3-six times (MR Mitch Patton vs. IPFW 3-8-14)
Steals:	11 vs. Valparaiso (3-5-02)	0 vs. Oral Roberts (3-5-07)	5 - Billy Pettiford vs. Oral Roberts (3-8-10)

CONFERENCE TOURNEY HISTORY

Year	Seed	Site	Quarterfinals	Semifinals	Finals	All-Tourney
2001:	5	Fort Wayne, Ind.	IUPUI 54, UMKC 52	Valparaiso 65, IUPUI 54		none
2002:	6	Fort Wayne, Ind.	IUPUI 90, Oakland 84	IUPUI 58, Oral Roberts 53	Valparaiso 88, IUPUI 55	Charles Price
2003:	2	Kansas City, Mo.	IUPUI 75, W. Illinois 51	IUPUI 72, Southern Utah 67	IUPUI 66, Valparaiso 64	Josh Mullins, <i>Josh Murray</i>
2004:	2	Kansas City, Mo.	IUPUI 74, Southern Utah 60	IUPUI 68, Chicago State 47	Valparaiso 75, IUPUI 70	<i>Odell Bradley</i>
2005:	4	Tulsa, Okla.	IUPUI 70, W. Illinois 62	Oral Roberts 80, IUPUI 69		none
2006:	2	Tulsa, Okla.	IUPUI 69, Oakland 63	Chicago State 57, IUPUI 53		George Hill
2007:	4	Tulsa, Okla.	IUPUI 71, Southern Utah 59	Oral Roberts 75, IUPUI 54		none
2008:	2	Tulsa, Okla.	IUPUI 69, UMKC 65	IUPUI 80, Oakland 65	Oral Roberts 71, IUPUI 64	George Hill
2009:	4	Sioux Falls, S.D.	Southern Utah 53, IUPUI 48			none
2010:	2	Sioux Falls, S.D.	IUPUI 77, W. Illinois 68	IUPUI 69, Oral Roberts 65	Oakland 76, IUPUI 64	Robert Glenn, Alex Young
2011:	3	Sioux Falls, S.D.	IUPUI 79, UMKC 55	Oral Roberts 83, IUPUI 77		Leroy Nobles
2012:	7	Sioux Falls, S.D.	South Dakota St. 77, IUPUI 56			none
2013:	8	Sioux Falls, S.D.	South Dakota St. 66, IUPUI 49			none
2014:	8	Sioux Falls, S.D.	Fort Wayne 85, IUPUI 47			none
2015:	6	Sioux Falls, S.D.	Oral Roberts 58, IUPUI 56			none
2016:	4	Sioux Falls, S.D.	North Dakota St. 60, IUPUI 45			none
2017:	7	Sioux Falls, S.D.	IUPUI 76, North Dakota St. 57	Omaha 90, IUPUI 62		
2018:	5	Detroit, Mich.	Oakland 62, IUPUI 55			

MVPs noted in *red italics*

CONFERENCE TOURNEY RECORDS

By Site			By Round			By Opponent		
Fort Wayne, Ind.	3-2	.600	Quarterfinals	11-7	.611	Chicago State	1-1	.500
Kansas City, Mo.	5-1	.833	Semifinals	5-6	.454	Fort Wayne	0-1	.000
Tulsa, Okla.	5-4	.556	Finals	1-4	.200	UMKC	3-0	1.000
Sioux Falls, S.D.	4-9	.308	Totals	17-17	.500	North Dakota State	1-1	.500
(3-6 at SF Arena; 0-1 at PREMIER Center)						Oakland	3-2	.600
Detroit, Mich.	0-1	.000				Omaha	0-1	.000
Totals	17-17	.500				Oral Roberts	2-5	.286
By Coach			By Seed					
Ron Hunter	16-10	.615	#1	0-0	.000	Southern Utah	3-1	.750
Todd Howard	0-3	.000	#2	10-4	.714	Valparaiso	1-3	.250
Jason Garder	1-4	.200	#3	1-1	.500	Western Illinois	3-0	1.000
Totals	17-17	.500	#4	2-4	.333	Totals	17-17	.500
			#5	1-2	.333			
			#6	2-2	.500			
			#7	1-2	.333			
			#8	0-2	.000			
			Totals	17-17	.500			

HEAD COACH JASON GARDNER



Jason Gardner was named the eighth head coach in IUPUI men's basketball program's history on April 2, 2014.

Gardner, the 1999 winner of the Indiana Mr. Basketball Award, spent a year on the University of Memphis bench and two seasons at Loyola prior to that.

In his first season on the Jaguars' bench, he guided IUPUI to 10 wins, more than tripling the program's Division I win total from a year prior. His hiring paid immediate dividends on the recruiting trail, as he immediately inked five Division I transfers, four of whom were

former in-state standouts. His success on the recruiting circuit continued leading into the 2015-16 campaign as he landed former Indiana All-Star Ron Patterson from Syracuse, along with former Kentucky All-Star Evan Hall and talented Indianapolis guard T.J. Henderson.

While at Memphis, Gardner helped the Tigers to a 24-10 record as Shaq Goodwin and Joe Jackson earned All-Conference accolades. In addition, Memphis forward Austin Nichols was a unanimous selection to the American Athletics Conference All-Rookie Team after averaging 9.1 points and 4.2 boards per game. Gardner was a college teammate of current Memphis Head Coach Josh Pastner at Arizona.

Prior to coming to Memphis, Gardner was an assistant under Porter Moser at Loyola, helping the Ramblers to an eight-game improvement from 2011-12 to 2012-13. He coached Ben Averkamp to All-Horizon League accolades for two straight seasons, while Loyola point guard Cully Payne was a Bob Cousy Award nominee. He also helped recruit one of the top signing classes in the Horizon League prior to the 2012-13 season. Gardner's coaching career began in 2010 when he served as an assistant at nearby Cathedral High School.

Gardner's racked up numerous accolades during his prestigious high school, college and professional playing careers. He was a 1999 McDonald's and Parade All-American while at North Central High School, finishing his prep career with a school record 1,669 points. He was a two-time Gatorade Circle of Champions Indiana Player of the Year and was named the 1998-99 Indianapolis County Player of the Year by The Indianapolis Star and Indianapolis News. His senior season, he helped NCHS to the IHSAA 4A state championship and Tournament of Champions title while averaging 22.6 points, 4.7 rebounds, 4.0 assists and 3.0 steals per game.

The 5-foot-10 point guard was recruited to the University of Arizona by legendary Head Coach Lute Olsen, where he was a four-year All-American for the Wildcats. He was the 2002-03 Naismith National Player of the Year and Lowe's Senior CLASS award recipient. He was the 2000 consensus National Freshman of the Year and closed his career as one of four players in Pac-12 history with 1,500 points, 500 assists and 200 steals for a career. He helped lead Arizona to two Pac-12 regular season titles (2000, 2003) and four consecutive NCAA Tournament berths. The Wildcats made three Sweet Sixteens (2001, 2002, 2003), two Elite Eights (2001, 2003) and were the NCAA national runner-up in 2001. All total, Arizona won 107 games during Gardner's four seasons and he still holds school records for games started (135) and minutes played (4,825), while ranking third in school history with 1,984 career points. He also finished second in threes made (318) and fourth in assists (622). He earned his degree from the university in 2011 in disciplinary studies.



THE GARDNER FILE

School: Arizona, '11

Seasons with IUPUI: fifth season

Career Record: 64-92 (5th year)

Coaching Experience:

..... 2014-pres., Head Coach, IUPUI

..... 2013-14, Assistant Coach, Memphis

..... 2011-13, Assistant Coach, Loyola (Ill.)

..... 2010-11, Assistant Coach, Cathedral H.S.

SIGNING DAY

IUPUI inked three during the early signing period as all three will be true freshmen, beginning next season.

Mike DePersia (Cherry Hill, N.J./Haddonfield HS)

-5-foot-10 guard helped Haddonfield to a New Jersey Group 2 state championship as a junior. Averaged better than 13 points per game as a junior and has amassed more than 1,000 points in his high school career.

Calvin Temple (Olive Branch, Miss./Center Hill HS)

-6-foot-1 guard averaged 13.1 points and shot 46 percent from three as a junior at Aspire (Ky.) Academy. This season, he's helped Center Hill (Miss.) High School to a 4-0 start while averaging 22.5 points, 5.0 rebounds and 6.0 assists per game. He was named to the Clarion Ledger's Dandy Dozen before the season, touting the top 12 players from the state of Mississippi.

Taevion White (Prosper, Texas/Prosper HS/Pro Holmes Sports Academy)

-6-foot-7 forward averaged 6.5 points and 7.0 rebounds per game as a senior at Prosper (Texas) High School, earning first team all-district honors. He now attends Pro Holmes Sports (Fla.) Academy as a postgraduate prep.

Gardner later played professionally overseas for more than eight years, primarily in Germany. In 2009, he was named MVP of German Basketball Bundesliga after helping Oldenburg to the league crown, averaging 13.7 points, 4.0 assists and 3.0 boards per game. He was a two-time Basketball Bundesliga All-Star, including starting the 2007 game.

PLAYER BIOS



JAYLEN MINNETT

#0

Sophomore | Guard
6-1 | 180
Terre Haute, Ind.
Terre Haute South

Birthdate: July 24, 1999 (age 19)
Major: Sports Management

QUICK NOTES

His 71 ppg scoring average as a freshman was the highest by an IUPUI rookie since Alex Young averaged 10.8 points per game in 2008-2009... his 51 threes made as freshman were the most by an IUPUI freshman in the program's Division I-era... named to the prestigious Indiana All-Star Team following his senior year at Terre Haute South... finished as Terre Haute South's all-time leading scorer (1,782 career points).

CAREER/SEASON HIGHS

CAREER HIGH	CATEGORY	SEASON HIGH
28 vs. IU Northwest (12/12/18)	PTS	28 vs. IU Northwest (12/12/18)
4 - 5x	REB	4 - 3x
5 at Cleveland State (2/16/19)	AST	5 at Cleveland State (2/16/19)
9 vs. IU Northwest (12/12/18)	FG	9 vs. IU Northwest (12/12/18)
17 - 2x	FGA	17 - 2x
6 vs. IU Northwest (12/12/18)	3FG	6 vs. IU Northwest (12/12/18)
13 at Northern Kentucky (12/28/18)	3FGA	13 at Northern Kentucky (12/28/18)
7 vs. Milwaukee (2/22/19)	FT	7 vs. Milwaukee (2/22/19)
8 vs. Milwaukee (2/22/19)	FTA	8 vs. Milwaukee (2/22/19)
3 - 3x	STL	3 - 2x
1 - 3x	BLK	1 - 2x
37 at Bradley (11/11/17)	MIN	34 at Xavier (11/6/18)

GAME-BY-GAME

Opponent	MIN	FG	3FG	FT	O-D-T	PF	A	TO	B	S	PTS
at Xavier	34	6-15	5-12	4-4	0-3-3	2	2	2	0	1	21
E. Illinois	22	2-10	1-7	2-2	0-3-3	1	1	2	0	0	7
at Boston Coll.	15	1-5	1-5	0-0	0-3-3	4	1	0	0	1	3
at Richmond	26	4-12	2-8	0-0	1-3-4	1	3	1	0	2	10
vs. St. Francis	23	4-8	1-3	0-0	1-1-2	2	1	0	0	2	9
vs. Grambling	23	3-10	1-6	0-0	0-1-1	2	1	2	0	0	7
Bradley	17	2-8	1-5	0-0	0-0-0	1	4	1	0	0	5
Ball State	26	6-15	3-7	0-0	0-1-1	1	1	3	0	1	15
IU Kokomo	20	4-9	2-7	0-0	0-1-1	0	1	1	0	0	10
IU Northwest	20	9-11	6-7	4-4	0-4-4	0	3	1	0	1	28
W. Illinois	21	3-9	1-6	0-0	0-0-0	0	1	1	0	0	7
at Purdue FW	25	4-14	2-9	3-5	1-0-1	2	1	2	0	1	13
at Morehead St.	24	4-13	3-8	0-0	1-0-1	3	2	2	0	3	11
at N. Kentucky	27	5-17	4-13	0-0	0-2-2	0	2	0	0	0	14
at Wright St.	11	1-5	1-4	0-0	1-0-1	1	0	0	0	0	3
at UIC	17	2-4	2-3	6-7	0-3-3	3	0	2	0	0	12
Cleveland St.	25	2-7	2-6	2-4	0-2-2	1	3	1	0	2	8
Y'town St.	22	3-10	1-7	2-2	0-0-0	1	3	3	0	1	9
at Green Bay	21	4-7	3-6	2-2	0-3-3	3	0	4	0	0	13
at Milwaukee	25	3-12	2-7	0-0	0-0-0	3	4	3	0	0	8
Oakland	26	5-12	2-8	1-1	0-3-3	1	1	3	0	3	13
Det. Mercy	27	5-13	5-11	2-2	0-2-2	1	0	1	0	2	17
N. Kentucky	27	7-16	2-6	2-2	0-3-3	2	4	2	0	1	18
Wright St.	26	3-12	1-7	3-3	0-1-1	3	3	2	0	0	10
UIC	29	6-13	4-9	4-4	0-1-1	1	1	1	0	0	20
at Y'town St.	22	2-7	1-4	0-1	1-1-2	2	1	2	0	1	5
at Cleveland St.	20	4-12	3-10	4-5	2-0-2	3	5	1	1	1	15
Milwaukee	26	6-17	3-10	7-8	0-3-3	2	1	0	0	2	22
Green Bay	27	3-11	2-7	0-0	2-2-4	0	4	1	0	0	8
at Det. Mercy	29	3-10	3-8	3-3	0-2-2	1	3	2	0	1	12
at Oakland	27	6-14	3-10	0-0	0-2-2	1	2	1	1	0	15
at Wright St.											
HL Semis											
HL Finals											


* denotes starter

CAREER STATS

Season	GP-GS	MIN-Avg	FG	Pct.	3FG	Pct.	FT	Pct.
2017-18	30-4	630-21.0	69-173	.399	51-126	.405	24-30	.800
2018-19	31-0	730-23.5	122-338	.361	73-226	.323	51-59	.864
TOTALS	61-4	1360-22.3	191-511	.374	124-352	.352	75-89	.843

REBOUNDS

Season	O-D-REB-AVG.	PF-DQ	AST	TO	BLK	STL	PTS-PPG
2017-18	12-24-36-1.2	42-0	35	39	1	14	213-7.1
2018-19	10-50-60-1.9	48-0	59	47	2	26	368-11.9
TOTALS	22-74-96-1.6	90-0	94	86	3	40	581-9.5



JAKOBY KEMP

#2

Sophomore | Forward
6-8 | 190
Layton, Utah
Layton (Missouri/Salt Lake C.C.)

Birthdate: September 22, 1997 (age 21)
Major: General Studies

QUICK NOTES

Redshirted as a freshman at Missouri before transferring to play at Salt Lake Community College last season... helped Salt Lake to a 30-3 record and a trip to the NJCAA Tournament after winning the District I title... averaged 4.5 points and 2.6 rebounds per game as a freshman at Salt Lake... first-ever native of Utah in the IUPUI basketball program's history... older brother, Marcus, is a wide receiver for the Kansas City Chiefs and played collegiately at Hawaii.

CAREER/SEASON HIGHS

CAREER HIGH	CATEGORY	SEASON HIGH
8 vs. IU Northwest (12/12/18)	PTS	8 vs. IU Northwest (12/12/18)
4 at Cleveland State (2/16/19)	REB	4 at Cleveland State (2/16/19)
1 vs. IU Kokomo (12/6/18)	AST	1 vs. IU Kokomo (12/6/18)
3 vs. IU Northwest (12/12/18)	FG	3 vs. IU Northwest (12/12/18)
3 vs. IU Northwest (12/12/18)	FGA	3 vs. IU Northwest (12/12/18)
---	3FG	---
---	3FGA	---
3 vs. IU Kokomo (12/6/18)	FT	3 vs. IU Kokomo (12/6/18)
4 vs. IU Kokomo (12/6/18)	FTA	4 vs. IU Kokomo (12/6/18)
1 vs. St. Francis Brooklyn (11/23/18)	STL	1 vs. St. Francis Brooklyn (11/23/18)
1 vs. IU Kokomo (12/6/18)	BLK	1 vs. IU Kokomo (12/6/18)
7 - 2x	MIN	7 - 2x

GAME-BY-GAME

Opponent	MIN	FG	3FG	FT	O-D-T	PF	A	TO	B	S	PTS
at Xavier											DID NOT PLAY
E. Illinois											DID NOT PLAY
at Boston Coll.											DID NOT PLAY
at Richmond											DID NOT PLAY
vs. St. Francis	3	0-0	0-0	0-0	0-0-0	0	0	1	0	1	0
vs. Grambling											DID NOT PLAY
Bradley											DID NOT PLAY
Ball State											DID NOT PLAY
IU Kokomo	7	2-2	0-0	3-4	0-1-1	1	1	1	1	0	7
IU Northwest	7	3-3	0-0	2-2	1-2-3	0	0	0	0	0	8
W. Illinois											DID NOT PLAY
at Purdue FW											DID NOT PLAY
at Morehead St.											DID NOT PLAY
at N. Kentucky											DID NOT PLAY
at Wright St.											DID NOT PLAY
at UIC											DID NOT PLAY
Cleveland St.	1	0-0	0-0	0-0	0-0-0	0	0	0	0	0	0
Y'town St.											DID NOT PLAY
at Green Bay											DID NOT PLAY
at Milwaukee											DID NOT PLAY
Oakland											DID NOT PLAY
Det. Mercy											DID NOT PLAY
N. Kentucky											DID NOT PLAY
Wright St.											DID NOT PLAY
UIC											DID NOT PLAY
at Y'town St.											DID NOT PLAY
at Cleveland St.	5	1-1	0-0	0-2	4-0-4	2	0	1	0	0	2
Milwaukee											DID NOT PLAY
Green Bay											DID NOT PLAY
at Det. Mercy											DID NOT PLAY
at Oakland											DID NOT PLAY
at Wright St.											
HL Semis											
HL Finals											

* denotes starter

CAREER STATS

Season	GP-GS	MIN-Avg	FG	Pct.	3FG	Pct.	FT	Pct.
2018-19	5-0	23-4.6	6-6	1.000	0-0	.000	5-8	.625
TOTALS	5-0	23-4.6	6-6	1.000	0-0	.000	5-8	.625

REBOUNDS

Season	O-D-REB-AVG.	PF-DQ	AST	TO	BLK	STL	PTS-PPG
2018-19	5-3-8-1.6	3-0	1	3	1	1	17-3.4
TOTALS	5-3-8-1.6	3-0	1	3	1	1	17-3.4

PLAYER BIOS



JACK HANSEN

#4

Freshman | Forward
6-7 | 205
Noblesville, Ind.
Guerin Catholic

Birthdate: December 11, 1999 (age 19)
Major: Accounting

QUICK NOTES

Follows in the footsteps of recent IUPUI graduate Aaron Brennan in joining the Jaguars from Guerin Catholic High School... was a two-time honorable mention all-state honoree and widely considered among the top 15 prospects from the state of Indiana in the 2018 class... older brother Evan was team captain on the Wabash College football team before passing away on Sept. 10, 2018.



CAMRON JUSTICE

#5

Junior | Guard
6-3 | 180
Hindman, Ky.
Knott County Central (Vanderbilt)

Birthdate: February 13, 1997 (age 22)
Major: Organizational Leadership & Supervision

QUICK NOTES

2015 Kentucky Mr. Basketball selection and high school teammate of current Jaguar Evan Hall at Knott County Central High School... finished his high school career ranked third on the state's all-time list in points (3,588) and threes made (393)... originally committed to Tennessee and then attended Vanderbilt for two years before transferring to IUPUI in 2017... named MVP of the Niagara Regional of the Fort Myers Tip-Off this season after wins over St. Francis Brooklyn and Grambling.

CAREER/SEASON HIGHS

CAREER HIGH	CATEGORY	SEASON HIGH
15 vs. Detroit Mercy (1/26/19)	PTS	15 vs. Detroit Mercy (1/26/19)
5 - 2x	REB	5 - 2x
2 at Morehead State (12/21/18)	AST	2 at Morehead State (12/21/18)
5 vs. Detroit Mercy (1/26/19)	FG	5 vs. Detroit Mercy (1/26/19)
9 vs. Detroit Mercy (1/26/19)	FGA	9 vs. Detroit Mercy (1/26/19)
2 - 3x	3FG	2 - 3x
6 at Xavier (11/6/18)	3FGA	6 at Xavier (11/6/18)
5 vs. Detroit Mercy (1/26/19)	FT	5 vs. Detroit Mercy (1/26/19)
5 vs. Detroit Mercy (1/26/19)	FTA	5 vs. Detroit Mercy (1/26/19)
1 - 6x	STL	1 - 6x
1 - 3x	BLK	1 - 3x
18 - 2x	MIN	18 - 2x

GAME-BY-GAME

Opponent	MIN	FG	3FG	FT	O-D-T	PF	A	TO	B	S	PTS
at Xavier	18	3-8	2-6	2-2	1-3-4	2	0	0	1	0	10
E. Illinois	9	1-2	1-1	0-0	0-1-1	2	0	1	0	0	3
at Boston Coll.	11	2-5	1-3	0-0	1-1-2	0	1	0	0	0	5
at Richmond	12	0-1	0-1	0-0	0-2-2	1	0	1	0	1	0
vs. St. Francis	11	1-1	0-0	0-0	1-4-5	3	1	0	0	0	2
vs. Grambling	12	3-6	2-5	0-0	0-2-2	2	0	2	0	0	8
Bradley	6	0-1	0-0	3-3	0-1-1	1	0	1	0	0	3
Ball State	9	0-1	0-1	0-0	2-0-2	3	1	0	0	0	0
IU Kokomo	15	0-4	0-2	0-0	0-5-5	2	1	1	1	0	0
IU Northwest	15	0-4	0-1	0-0	1-1-2	0	1	0	0	0	0
W. Illinois	10	0-2	0-2	0-0	0-0-0	0	1	0	0	0	0
at Purdue FW	16	2-5	1-2	3-3	1-2-3	4	0	1	1	0	8
at Morehead St.	15	2-3	2-2	1-2	0-0-0	2	2	1	0	1	7
at N. Kentucky	17	1-4	0-1	3-4	2-1-3	2	1	0	0	1	5
at Wright St.	7	0-1	0-1	2-2	1-0-1	2	1	0	0	0	2
at UIC	4	0-0	0-0	0-0	0-0-0	0	0	0	0	0	0
Cleveland St.	10	1-3	0-2	0-0	0-1-1	1	0	1	0	0	2
Y'town St.	5	0-0	0-0	0-0	0-2-2	0	0	0	0	0	0
at Green Bay	5	0-1	0-0	0-0	0-1-1	0	0	0	0	0	0
at Milwaukee	4	1-5	1-4	0-0	0-1-1	0	0	0	0	1	3
Oakland	3	0-1	0-1	0-0	0-0-0	0	0	0	0	0	0
Det. Mercy	18	5-9	0-0	5-5	0-2-2	0	1	1	0	0	15
N. Kentucky	3	0-0	0-0	0-0	0-0-0	0	0	0	0	0	0
Wright St.	2	0-1	0-0	0-0	0-0-0	0	0	0	0	0	0
UIC	12	2-4	1-2	0-0	2-1-3	1	0	0	0	1	5
at Y'town St.	5	1-3	0-1	0-0	1-0-1	1	0	0	0	0	2
at Cleveland St.	8	0-1	0-0	0-0	1-1-2	0	0	1	0	0	0
Milwaukee											
Green Bay											
at Det. Mercy	8	0-1	0-0	2-2	1-0-1	1	0	0	0	1	2
at Oakland	2	0-1	0-0	0-0	0-0-0	0	0	1	0	0	0
at Wright St.											
HL Semis											
HL Finals											

* denotes starter

CAREER STATS

Season	GP-GS	MIN-Avg	FG	Pct.	3FG	Pct.	FT	Pct.
2018-19	29-0	272-9.4	25-78	.321	11-38	.289	21-23	.913
TOTALS	29-0	272-9.4	25-78	.321	11-38	.289	21-23	.913

REBOUNDS

Season	O-D-REB-AVG.	PF-DQ	AST	TO	BLK	STL	PTS-PPG
2018-19	15-32-47-1.6	30-0	11	12	3	6	82-2.8
TOTALS	15-32-47-1.6	30-0	11	12	3	6	82-2.8

CAREER/SEASON HIGHS

CAREER HIGH	CATEGORY	SEASON HIGH
30 at UIC (1/4/19)	PTS	30 at UIC (1/4/19)
7 at Wright State (12/30/18)	REB	7 at Wright State (12/30/18)
7 vs. Western Illinois (12/15/18)	AST	7 vs. Western Illinois (12/15/18)
11 vs. Ball State (12/1/18)	FG	11 vs. Ball State (12/1/18)
20 - 3x	FGA	20 - 3x
6 at UIC (1/4/19)	3FG	6 at UIC (1/4/19)
13 - 2x	3FGA	13 - 2x
15 vs. Bradley (11/28/18)	FT	15 vs. Bradley (11/28/18)
15 vs. Bradley (11/28/18)	FTA	15 vs. Bradley (11/28/18)
4 at Cleveland State (2/16/19)	STL	4 at Cleveland State (2/16/19)
1 at Oakland (3/2/19)	BLK	1 at Oakland (3/2/19)
39 at Youngstown State (2/14/19)	MIN	39 at Youngstown State (2/14/19)

GAME-BY-GAME

Opponent	MIN	FG	3FG	FT	O-D-T	PF	A	TO	B	S	PTS
at Xavier*	11	1-6	1-4	6-7	0-3-3	2	0	3	0	1	9
E. Illinois*	36	7-18	2-9	5-7	1-4-5	2	3	2	0	0	21
at Boston Coll.*	33	7-19	2-12	13-13	1-1-2	2	3	1	0	3	29
at Richmond*	34	5-11	3-7	1-2	0-1-1	5	2	3	0	1	14
vs. St. Francis*	30	7-16	1-8	2-2	0-2-2	2	1	0	0	1	17
vs. Grambling*	30	8-15	5-8	2-2	0-4-4	2	2	3	0	0	23
Bradley*	36	4-9	4-7	15-15	0-5-5	1	2	2	0	0	27
Ball State*	36	11-20	3-8	3-4	1-0-1	5	2	1	0	1	28
IU Kokomo*	20	7-11	3-6	1-2	1-3-4	1	2	2	0	2	18
IU Northwest*	24	7-10	2-5	6-7	0-3-3	1	6	2	0	0	22
W. Illinois*	37	5-12	4-6	6-6	0-1-1	2	7	3	0	1	20
at Purdue FW*	33	10-18	4-8	1-1	0-3-3	1	0	3	0	1	25
at Morehead St.*	35	6-20	2-11	6-8	0-1-1	3	3	1	0	2	20
at N. Kentucky*	29	5-10	1-4	1-1	1-0-1	3	4	3	0	2	12
at Wright St.*	36	5-15	0-7	7-9	0-7-7	4	2	3	0	0	17
at UIC*	33	9-18	6-9	6-6	1-3-4	1	2	4	0	2	30
Cleveland St.*	32	5-9	1-3	2-2	0-1-1	2	6	4	0	0	13
Y'town St.*	36	5-14	2-8	1-2	0-1-1	4	2	3	0	0	13
at Green Bay*	34	5-15	1-8	5-7	1-5-6	2	3	4	0	3	16
at Milwaukee*	31	5-13	3-8	4-4	0-4-4	0	1	3	0	3	17
Oakland*	35	5-11	4-7	4-6	0-3-3	1	4	4	0	3	18
Det. Mercy*	29	7-11	5-8	2-2	0-1-1	1	3	3	0	2	21
N. Kentucky*	36	7-14	5-7	7-8	0-6-6	1	4	0	0	0	26
Wright St.*	34	7-20	4-13	4-6	1-3-4	3	6	4	0	1	22
UIC*	27	2-10	0-7	2-3	0-2-2	4	2	2	0	1	6
at Y'town St.*	39	3-13	1-7	7-9	0-3-3	1	6	1	0	3	14
at Cleveland St.*	38	5-18	3-12	4-4	1-4-5	2	2	3	0	4	17
Milwaukee*	35	6-15	2-8	1-1	1-1-2	2	2	4	0	1	15
Green Bay*	35	7-14	4-6	0-0	0-4-4	4	4	2	0	0	18
at Det. Mercy*	38	8-17	5-13	1-2	0-0-0	3	0	0	0	1	22
at Oakland*	33	4-12	3-8	4-4	1-3-4	1	4	3	1	1	15
at Wright St.											
HL Semis											
HL Finals											

* denotes starter

CAREER STATS

Season	GP-GS	MIN-Avg	FG	Pct.	3FG	Pct.	FT	Pct.
2015-16*	26-0	257-9.9	31-75	.413	21-54	.389	5-6	.833
2016-17*	7-0	65-9.3	4-16	.250	1-8	.125	3-6	.500
2018-19	31-31	1005-32.4	185-434	.426	86-242	.355	129-152	.849
TOTALS	31-31	1005-32.4	185-434	.426	86-242	.355	129-152	.849

REBOUNDS

Season	O-D-REB-AVG.	PF-DQ	AST	TO	BLK	STL	PTS-PPG
2015-16*	2-25-27-1.0	28-0	9	14	0	9	88-3.4
2016-17*	0-6-6-0.9	5-0	7	4	0	3	12-1.7
2018-19	11-82-93-3.0	68-2	90	76	1	40	585-18.9
TOTALS	11-82-93-3.0	68-2	90	76	1	40	585-18.9

*at Vanderbilt / TOTALS only reflect IUPUI totals

PLAYER BIOS



NICK ROGERS

#10

Junior | Guard
6-1 | 170
Indianapolis, Ind.
Traders Point Academy (Toledo)

Birthdate: August 6, 1996 (age 22)
Major: General Studies

QUICK NOTES

Indianapolis-native began his high school career at Pike before later attending Traders Point Academy and Elev8 Academy in Florida... played one season at Toledo before transferring to IUPUI in 2016... lost the fingertips to three fingers on his right (shooting) hand in a lawn mowing accident when he was 15 as a sophomore at Pike, leading to a successful surgery to reattach the fingers... his father, Felix, played collegiately at UW-Whitewater from 1992-94 and ranks among the program leaders in 3's made (79) and 3pt percentage (48.9%).

CAREER/SEASON HIGHS

CAREER HIGH	CATEGORY	SEASON HIGH
15 vs. IU Northwest (12/12/18)	PTS	15 vs. IU Northwest (12/12/18)
5 - 2x	REB	3 - 4x
6 - 3x	AST	4 vs. IU Northwest (12/12/18)
6 vs. IU Northwest (12/12/18)	FG	6 vs. IU Northwest (12/12/18)
11 at Green Bay (1/2/18)	FGA	8 - 2x
3 - 3x	3FG	3 - 2x
5 - 5x	3FGA	5 - 3x
8 - 2x	FT	6 vs. Eastern Illinois (11/10/18)
10 - 2x	FTA	10 vs. Eastern Illinois (11/10/18)
3 - 2x	STL	3 - 2x
1 - 2x	BLK	---
33 vs. UIC (1/4/18)	MIN	25 vs. Wright State (2/3/19)

GAME-BY-GAME

Opponent	MIN	FG	3FG	FT	O-D-T	PF	A	TO	B	S	PTS
at Xavier	19	1-2	1-1	0-0	0-3-3	3	3	3	0	0	3
E. Illinois	16	1-3	1-3	6-10	0-2-2	0	1	2	0	2	9
at Boston Coll.	15	2-2	2-2	2-2	0-1-1	2	1	1	0	1	8
at Richmond	15	3-5	1-2	0-0	0-1-1	1	1	0	0	0	7
vs. St. Francis	18	1-2	0-1	0-1	0-0-0	0	0	2	0	0	2
vs. Grambling	15	0-0	0-0	0-0	0-0-0	0	1	2	0	0	0
Bradley	17	1-4	1-4	0-0	0-1-1	1	1	3	0	0	3
Ball State	7	1-1	0-0	0-0	0-0-0	1	0	1	0	1	2
IU Kokomo	21	2-6	2-5	1-2	0-3-3	0	2	0	0	0	7
IU Northwest	23	6-8	3-5	0-0	0-2-2	2	4	1	0	0	15
W. Illinois	4	0-1	0-1	0-0	0-0-0	0	0	0	0	0	0
at Purdue FW	9	0-1	0-0	2-2	0-0-0	0	1	0	0	0	2
at Morehead St.	8	0-1	0-1	0-0	1-0-1	2	3	0	0	0	0
at N. Kentucky	17	4-6	0-1	3-3	3-0-3	1	0	3	0	0	11
at Wright St.	23	3-5	1-3	1-2	1-1-2	3	3	1	0	1	8
at UIC	14	1-3	0-1	0-0	0-1-1	2	0	1	0	1	2
Cleveland St.	22	3-5	1-2	5-6	1-0-1	1	3	2	0	2	12
Y'town St.	18	3-5	2-4	0-0	0-0-0	2	3	1	0	1	8
at Green Bay	14	0-3	0-1	1-2	0-2-2	1	0	1	0	1	1
at Milwaukee	15	1-3	1-2	0-0	0-1-1	0	1	0	0	0	3
Oakland	21	0-3	0-1	3-6	0-2-2	0	3	0	0	1	3
Det. Mercy	14	0-1	0-1	0-0	0-2-2	2	3	3	0	1	0
N. Kentucky	12	0-3	0-2	1-2	1-1-2	2	1	0	0	0	1
Wright St.	25	5-8	2-5	0-0	0-0-0	1	0	1	0	3	12
UIC	10	1-1	0-0	0-0	0-0-0	1	2	2	0	3	2
at Y'town St.	21	4-6	3-5	0-0	0-3-3	1	2	3	0	0	11
at Cleveland St.	7	0-0	0-0	0-0	0-0-0	2	0	0	0	0	0
Milwaukee	3	0-0	0-0	0-0	0-0-0	0	0	0	0	0	0
Green Bay											
at Det. Mercy	11	2-2	1-1	1-1	0-1-1	1	1	1	0	1	6
at Oakland	3	0-0	0-0	0-0	0-0-0	0	1	1	0	0	0
at Wright St.											
HL Semis											
HL Finals											

* denotes starter


CAREER STATS

Season	GP-GS	MIN-Avg	FG	Pct.	3FG	Pct.	FT	Pct.
2015-16*	31-0	282-9.1	15-55	.273	7-26	.269	30-44	.682
2017-18	27-25	635-23.5	40-120	.333	17-49	.347	40-56	.714
2018-19	30-0	437-14.6	45-90	.500	22-54	.407	26-38	.684
TOTALS	57-25	1072-18.8	85-210	.405	39-103	.379	66-94	.702

REBOUNDS

Season	O-D-REB-AVG.	PF-DQ	AST	TO	BLK	STL	PTS-PPG
2015-16*	2-22-24-0.8	41-0	36	14	1	7	67-2.2
2017-18	8-35-43-1.6	54-1	81	56	1	12	137-5.1
2018-19	7-27-34-1.1	32-0	41	36	0	19	138-4.6
TOTALS	15-62-77-1.4	86-1	122	92	1	31	275-4.8

*at Toledo | TOTALS only reflect IUPUI totals



BRANDON KENYON

#11

Freshman | Forward/Center
6-10 | 225
Caledonia, Ontario
RISE Prep

Birthdate: February 18, 1999 (age 20)
Major: Criminal Justice

QUICK NOTES

First Canadian-born IUPUI player since 1998-1999 (Shaun Clarke), however Clarke red-shirted his lone season and never appeared in a game for the Jaguars... was a teammate of Duke's R.J. Barrett and Florida guard Andrew Nembhard while playing for the 17U Nike EYBL UPLAY Canada program... is one of 119 Canadians playing Division I basketball this season, 77 of whom are Ontario natives.

CAREER/SEASON HIGHS

CAREER HIGH	CATEGORY	SEASON HIGH
8 vs. IU Kokomo (12/6/18)	PTS	8 vs. IU Kokomo (12/6/18)
4 vs. IU Northwest (12/12/18)	REB	4 vs. IU Northwest (12/12/18)
1 vs. IU Kokomo (12/6/18)	AST	1 vs. IU Kokomo (12/6/18)
3 vs. IU Kokomo (12/6/18)	FG	3 vs. IU Kokomo (12/6/18)
6 vs. IU Kokomo (12/6/18)	FGA	6 vs. IU Kokomo (12/6/18)
---	3FG	---
2 vs. IU Kokomo (12/6/18)	3FGA	2 vs. IU Kokomo (12/6/18)
3 at Xavier (11/6/18)	FT	3 at Xavier (11/6/18)
3 at Xavier (11/6/18)	FTA	3 at Xavier (11/6/18)
1 - 2x	STL	1 - 2x
1 - 2x	BLK	1 - 2x
16 at Xavier (11/6/18)	MIN	16 at Xavier (11/6/18)

GAME-BY-GAME

Opponent	MIN	FG	3FG	FT	O-D-T	PF	A	TO	B	S	PTS
at Xavier	16	2-5	0-1	3-3	0-1-1	5	0	1	0	0	7
E. Illinois	3	0-0	0-0	0-0	0-0-0	0	0	0	1	0	0
at Boston Coll.											
at Richmond											
vs. St. Francis	2	0-1	0-0	1-2	0-2-2	0	0	0	0	1	1
vs. Grambling	1	0-0	0-0	0-0	0-0-0	0	0	0	0	0	0
Bradley											
Ball State											
IU Kokomo	10	3-6	0-2	2-2	0-1-1	1	1	0	1	0	8
IU Northwest	9	1-3	0-0	0-2	2-2-4	0	0	0	0	1	2
W. Illinois											
at Purdue FW											
at Morehead St.											
at N. Kentucky											
at Wright St.											
at UIC											
Cleveland St.	1	0-1	0-1	0-0	0-0-0	0	0	0	0	0	0
Y'town St.											
at Green Bay											
at Milwaukee											
Oakland											
Det. Mercy											
N. Kentucky											
Wright St.											
UIC											
at Y'town St.											
at Cleveland St.											
Milwaukee											
Green Bay											
at Det. Mercy											
at Oakland											
at Wright St.											
HL Semis											
HL Finals											

* denotes starter

CAREER STATS

Season	GP-GS	MIN-Avg	FG	Pct.	3FG	Pct.	FT	Pct.
2018-19	7-0	42-6.0	6-16	.375	0-4	.000	6-9	.667
TOTALS	7-0	42-6.0	6-15	.375	0-4	.000	6-9	.667

REBOUNDS

Season	O-D-REB-AVG.	PF-DQ	AST	TO	BLK	STL	PTS-PPG
2018-19	2-6-8-1.1	6-1	1	1	2	2	18-2.6
TOTALS	2-6-8-1.1	6-1	1	1	2	2	18-2.6

PLAYER BIOS



AHMED ISMAIL

#15

Senior | Center
7-1 | 260
Cairo, Egypt
Nakhas Zagazig (Colby C.C./Manhattan)

Birthdate: January 21, 1995 (age 24)
Major: General Studies

QUICK NOTES

Oldest player on the team... tallest player in IUPUI history at 7-foot-1... began his college career at Colby [Kan.] Community College before playing the 2016-17 season at Manhattan where he averaged 3.9 points and 4.9 rebounds per game... one of four Egypt natives playing Division I basketball this season (Omar El-Sheikh/Fairfield, Karim Sameh Azab/Memphis & Ehab Amin/Oregon)... just the second 7-footer in program history, joining Bill Van Senus (2003-2008).

CAREER/SEASON HIGHS

CAREER HIGH	CATEGORY	SEASON HIGH
17 vs. Western Illinois (12/15/18)	PTS	17 vs. Western Illinois (12/15/18)
10 - 2x	REB	10 - 2x
3 - 4x	AST	3 - 4x
6 - 3x	FG	6 - 3x
9 - 3x	FGA	9 - 3x
1 - 4x	3FG	1 - 4x
1 - 5x	3FGA	1 - 5x
7 vs. UIC (2/9/19)	FT	7 vs. UIC (2/9/19)
10 vs. UIC (2/9/19)	FTA	10 vs. UIC (2/9/19)
1 - 3x	STL	1 - 3x
2 - 2x	BLK	2 - 2x
31 at Youngstown State (2/14/19)	MIN	31 at Youngstown State (2/14/19)

GAME-BY-GAME

Opponent	MIN	FG	3FG	FT	O-D-T	PF	A	TO	B	S	PTS
at Xavier*	18	0-0	0-0	3-4	1-5-6	4	0	2	0	0	3
E. Illinois	5	0-2	0-0	1-2	2-2-4	4	0	1	1	0	1
at Boston Coll.	7	0-1	0-0	0-0	0-0-0	5	1	1	0	0	0
at Richmond	12	0-1	0-0	1-2	0-2-2	2	0	3	0	0	1
vs. St. Francis	15	2-4	0-0	1-2	1-2-3	2	1	2	1	0	5
vs. Grambling	26	6-9	0-0	4-4	4-6-10	4	3	1	0	0	16
Bradley	22	5-7	0-0	3-5	0-5-5	3	1	0	2	1	13
Ball State	12	2-2	0-0	3-4	1-1-2	5	0	4	0	0	7
IU Kokomo	13	5-8	0-0	4-5	1-7-8	0	0	2	0	0	14
IU Northwest	14	3-5	0-0	3-6	1-2-3	2	0	3	1	0	9
W. Illinois	17	5-7	1-1	6-8	3-6-9	3	2	1	1	0	17
at Purdue FW	21	0-2	0-0	0-0	0-5-5	4	0	1	1	0	0
at Morehead St.	18	1-3	0-0	2-3	2-4-6	2	0	2	0	0	4
at N. Kentucky	25	5-7	0-0	1-3	1-4-5	4	0	1	0	0	11
at Wright St.	16	3-5	0-1	4-5	2-1-3	1	0	4	0	0	10
at UIC	14	0-3	0-0	1-2	3-3-6	2	0	0	1	0	1
Cleveland St.	20	6-7	0-0	1-3	2-3-5	1	3	1	1	1	13
Y'town St.	14	3-8	0-0	3-4	4-3-7	0	1	0	0	0	9
at Green Bay	9	1-1	0-0	0-0	4-1-5	3	1	1	0	0	2
at Milwaukee	14	2-5	0-0	0-0	2-1-3	0	1	0	0	0	4
Oakland	9	2-3	0-0	0-0	4-1-5	3	0	2	1	0	4
Det. Mercy	14	1-1	0-0	0-0	1-1-2	5	0	0	1	1	2
N. Kentucky	15	3-3	1-1	0-0	0-0-0	4	0	1	0	0	7
Wright St.	14	3-4	0-0	1-1	2-0-2	5	1	1	1	0	7
UIC	25	3-9	0-0	7-10	3-5-8	0	1	1	2	0	13
at Y'town St.*	31	5-7	0-0	5-6	4-4-8	5	0	3	0	0	15
at Cleveland St.*	30	5-7	1-1	1-2	4-3-7	2	3	3	0	0	12
Milwaukee*	28	5-6	0-0	3-5	1-7-8	3	1	1	0	0	13
Green Bay*	28	4-7	0-0	1-1	3-5-8	3	3	3	0	0	9
at Det. Mercy*	19	5-6	0-0	0-0	2-6-8	3	1	2	1	0	10
at Oakland*	29	6-9	1-1	2-2	5-5-10	4	0	2	1	0	15
at Wright St.											
HL Semis											
HL Finals											

* denotes starter

CAREER STATS

Season	GP-GS	MIN-Avg	FG	Pct.	3FG	Pct.	FT	Pct.
2016-17*	30-19	483-16.1	42-82	.512	1-4	.250	32-52	.615
2018-19	31-7	554-17.9	91-149	.611	4-5	.800	61-89	.685
TOTALS	31-7	554-17.9	91-149	.611	4-5	.800	61-89	.685

REBOUNDS

Season	O-D-REB-AVG.	PF-DQ	AST	TO	BLK	STL	PTS-PPG
2016-17*	49-95-144-4.8	99-7	8	47	32	7	117-3.9
2018-19	63-100-163-5.3	88-5	24	49	16	3	247-8.0
TOTALS	63-100-163-5.3	88-5	24	49	16	3	247-8.0

*at Manhattan / TOTALS only reflect IUPUI totals



D.J. McCALL

#22

Senior | Guard
6-6 | 190
Fort Wayne, Ind.
Concordia Lutheran

Birthdate: October 23, 1995 (age 23)
Major: Masters in Applied Data Science

QUICK NOTES

Two-time Academic All-Horizon League selection... completed his undergraduate work in Informatics in three years and is now pursuing his Master's degree in Applied Data Science/Sports Analytics... mentors high school students in the Informatics Diversity-Enhanced Workforce (iDEW) program... named to the Niagara Regional All-Tournament Team of the Fort Myers Tip-Off earlier this season... was an Indiana All-Star at the close of his high school career... helped his high school team to a Class 3A state runner-up finish in 2013.

CAREER/SEASON HIGHS

CAREER HIGH	CATEGORY	SEASON HIGH
25 at Western Illinois (11/28/17)	PTS	18 - 3x
16 vs. Wright State (2/3/19)	REB	16 vs. Wright State (2/3/19)
7 vs. Marian (12/28/16)	AST	5 - 5x
9 at Western Illinois (11/28/17)	FG	7 vs. Oakland (1/24/19)
20 at Western Illinois (11/28/17)	FGA	14 vs. Oakland (1/24/19)
3 - 3x	3FG	1 - 8x
7 at Western Illinois (11/28/17)	3FGA	3 at Cleveland State (2/16/19)
9 vs. Wright State (2/23/18)	FT	8 at Green Bay (1/17/19)
11 vs. Wright State (2/23/18)	FTA	9 - 2x
5 at Green Bay (1/17/19)	STL	5 at Green Bay (1/17/19)
2 vs. Detroit Mercy (1/16/18)	BLK	1 - 7x
38 at North Dakota State (2/19/15)	MIN	36 at Cleveland State (2/16/19)

GAME-BY-GAME

Opponent	MIN	FG	3FG	FT	O-D-T	PF	A	TO	B	S	PTS
at Xavier*	32	2-8	0-1	0-2	4-1-5	1	5	0	0	0	4
E. Illinois*	31	0-5	0-1	0-0	3-4-7	2	5	2	0	1	0
at Boston Coll.*	28	0-3	0-0	0-0	4-3-7	2	1	4	0	0	0
at Richmond*	30	5-6	0-0	1-2	2-4-6	4	1	2	0	1	11
vs. St. Francis*	32	5-8	0-0	2-2	1-1-2	1	1	1	0	3	12
vs. Grambling*	25	3-5	1-2	2-3	2-1-3	0	2	0	0	0	9
Bradley*	26	1-3	0-0	3-4	2-4-6	4	3	3	0	0	5
Ball State*	28	2-10	0-1	0-0	0-4-4	2	1	1	1	4	4
IU Kokomo*	23	3-4	1-1	2-3	3-7-10	2	5	3	1	1	9
IU Northwest*	21	3-4	0-0	3-3	0-4-4	1	2	5	0	1	9
W. Illinois*	29	1-4	0-2	0-2	2-5-7	3	2	0	1	0	2
at Purdue FW*	28	2-4	0-0	0-0	1-2-3	2	2	2	0	3	4
at Morehead St.*	25	2-6	0-1	0-1	0-3-3	1	3	1	0	2	4
at N. Kentucky*	20	1-4	0-0	0-0	2-4-6	2	1	1	1	1	2
at Wright St.*	31	1-2	0-0	0-0	1-7-8	3	2	2	0	0	2
at UIC*	33	2-6	0-0	3-4	2-3-5	2	0	3	0	1	7
Cleveland St.*	17	6-8	1-1	0-0	1-3-4	3	2	3	0	0	13
Y'town St.*	31	5-12	0-1	4-5	2-4-6	0	1	1	1	1	14
at Green Bay*	34	5-11	0-0	8-9	3-5-8	2	1	5	0	5	18
at Milwaukee*	26	4-6	1-2	4-5	3-2-5	3	2	1	0	2	13
Oakland*	34	7-14	0-2	4-6	5-4-9	2	5	2	0	2	18
Det. Mercy*	26	2-4	1-2	3-4	1-2-3	0	5	1	0	1	8
N. Kentucky*	31	2-5	0-2	2-2	1-4-5	2	2	4	0	2	6
Wright St.*	35	1-8	0-1	1-2	4-12-16	5	0	1	1	0	3
UIC*	27	2-8	1-2	1-2	2-2-4	4	3	1	0	1	6
at Y'town St.*	30	6-9	1-1	3-4	4-4-8	1	1	2	0	0	16
at Cleveland St.*	36	6-12	1-3	5-9	4-5-9	2	1	1	1	4	18
Milwaukee*	25	1-2	0-0	2-4	0-5-5	2	1	1	0	2	4
Green Bay*	33	2-3	0-0	2-3	4-3-7	2	3	1	0	2	6
at Det. Mercy*	25	1-3	0-0	1-2	1-1-2	5	3	1	0	1	3
at Oakland*	34	1-5	0-1	0-0	2-4-6	1	2	3	0	0	2
at Wright St.											
HL Semis											
HL Finals											

* denotes starter


CAREER STATS

Season	GP-GS	MIN-Avg	FG	Pct.	3FG	Pct.	FT	Pct.
2014-15	31-15	664-21.4	52-124	.419	6-19	.316	39-61	.639
2016-17	32-22	678-21.2	51-120	.425	5-18	.278	45-77	.584
2017-18	29-27	799-27.6	70-173	.405	10-40	.250	53-74	.716
2018-19	31-31	886-28.6	84-192	.438	8-27	.296	56-83	.675
TOTALS	123-95	3027-24.6	257-609	.422	29-104	.279	193-295	.654

REBOUNDS

Season	O-D-REB-AVG.	PF-DQ	AST	TO	BLK	STL	PTS-PPG
2015-16	31-58-89-2.9	49-1	38	55	1	19	149-4.8
2016-17	66-95-161-5.0	71-0	48	41	8	22	152-4.8
2017-18	48-73-121-4.2	67-2	57	41	11	43	203-7.0
2018-19	66-117-183-5.9	66-2	68	58	7	41	232-7.5
TOTALS	211-343-554-4.5	253-5	211	195	27	125	736-6.0

PLAYER BIOS



GRANT WEATHERFORD #23

Sophomore | Guard
6-2 | 185
Cicero, Ind.
Hamilton Heights (Purdue/Midland J.C.)

Birthdate: August 7, 1996 (age 22)
Major: General Studies

QUICK NOTES

Began his college career by redshirting in 2015-16 at Purdue before transferring to Midland [Tex.] College for the 2016-17 season... was granted a clock extension in December 2018, effectively, making him a sophomore... comes from a family filled with athletes as brother Sterling is a redshirt freshman DB on the Miami (Ohio) football team, older sister Dakota played basketball at Evansville & Louisville and oldest brother Austin played basketball at Rose Hulman... also garnered D1 football interest as a WR (155 catches, 60 TDs in high school).

CAREER/SEASON HIGHS

CAREER HIGH	CATEGORY	SEASON HIGH
21 vs. Green Bay (2/24/19)	PTS	21 vs. Green Bay (2/24/19)
7 at Morehead State (12/21/18)	REB	7 at Morehead State (12/21/18)
6 - 2x	AST	6 - 2x
6 - 2x	FG	6 - 2x
12 vs. Green Bay (2/24/19)	FGA	12 vs. Green Bay (2/24/19)
5 vs. Green Bay (2/24/19)	3FG	5 vs. Green Bay (2/24/19)
6 vs. Green Bay (2/24/19)	3FGA	6 vs. Green Bay (2/24/19)
7 - 2x	FT	7 - 2x
8 vs. Western Illinois (12/15/18)	FTA	8 vs. Western Illinois (12/15/18)
4 vs. Detroit Mercy (1/26/19)	STL	4 vs. Detroit Mercy (1/26/19)
1 - 3x	BLK	1 - 3x
35 at Wright State (12/30/18)	MIN	35 at Wright State (12/30/18)

GAME-BY-GAME

Opponent	MIN	FG	3FG	FT	O-D-T	PF	A	TO	B	S	PTS
at Xavier*	26	3-7	0-1	2-2	0-2-2	3	1	3	0	1	8
E. Illinois*	25	5-5	1-1	3-4	0-1-1	5	4	4	0	0	14
at Boston Coll.*	30	1-4	0-1	2-3	0-3-3	3	3	2	0	1	4
at Richmond*	23	3-4	0-0	0-0	2-1-3	1	3	0	0	1	6
vs. St. Francis*	16	0-1	0-0	0-0	0-2-2	1	0	3	0	0	0
vs. Grambling*	30	2-2	0-0	2-2	1-1-2	4	5	1	0	2	6
Bradley*	33	2-4	0-1	4-7	0-2-2	3	2	1	0	2	8
Ball State*	28	2-3	1-1	4-6	2-3-5	3	0	1	0	0	9
IU Kokomo*	22	1-2	0-0	0-0	1-2-3	2	5	0	0	1	2
IU Northwest*	19	1-2	0-0	0-0	0-3-3	1	6	0	0	2	2
W. Illinois*	29	3-6	0-0	7-8	0-1-1	3	4	0	1	0	13
at Purdue FW*	31	6-10	1-2	7-7	1-5-6	3	3	1	0	2	20
at Morehead St.*	27	2-7	0-0	0-2	2-5-7	3	1	0	0	0	4
at N. Kentucky*	33	4-10	0-2	2-3	0-1-1	3	3	1	0	1	10
at Wright St.*	35	2-6	1-2	2-2	0-1-1	5	0	1	0	3	7
at UIC*	26	0-2	0-0	0-0	1-1-2	3	5	3	0	2	0
Cleveland St.*	21	1-2	1-1	0-0	2-1-3	5	2	4	0	1	3
Y'town St.*	30	3-3	0-0	5-6	3-3-6	4	3	4	0	1	11
at Green Bay*	27	2-5	0-0	0-0	0-5-5	1	3	2	0	0	4
at Milwaukee*	27	0-0	0-0	0-0	1-2-3	3	2	1	1	1	0
Oakland*	7	0-0	0-0	0-0	1-1-2	2	0	3	0	0	0
Det. Mercy*	24	1-2	0-1	0-0	1-2-3	2	6	0	0	4	2
N. Kentucky*	15	2-3	0-0	2-2	0-0-0	0	0	1	0	1	6
Wright St.*	28	1-4	0-0	0-2	2-2-4	4	3	1	0	2	2
UIC*	30	4-6	0-0	2-3	2-2-4	1	1	2	0	1	10
at Y'town St.*	28	3-4	0-0	1-2	0-3-3	2	2	4	1	0	7
at Cleveland St.*	27	2-3	0-0	0-1	1-0-1	4	1	1	0	0	4
Milwaukee*	32	0-3	0-1	1-2	0-1-1	2	2	0	0	3	1
Green Bay*	32	6-12	5-6	4-4	1-2-3	2	5	3	0	1	21
at Det. Mercy*	24	1-3	1-2	0-0	0-3-3	1	3	1	0	0	3
at Oakland*	26	2-6	0-1	0-0	0-2-2	3	4	0	0	1	4
at Wright St.											
HL Semis											
HL Finals											


* denotes starter

CAREER STATS

Season	GP-GS	MIN-Avg	FG	Pct.	3FG	Pct.	FT	Pct.
2018-19	31-31	811-26.2	65-131	.496	11-23	.478	50-68	.735
TOTALS	31-31	811-26.2	65-131	.496	11-23	.478	50-68	.735

REBOUNDS

Season	O-D-REB-AVG.	PF-DQ	AST	TO	BLK	STL	PTS-PPG
2018-19	24-63-87-2.8	82-3	82	48	3	37	191-6.2
TOTALS	24-63-87-2.8	82-3	82	48	3	37	191-6.2



EVAN HALL #24

Senior | Forward
6-7 | 230
Hindman, Ky.
Knott County Central

Birthdate: August 10, 1996 (age 22)
Major: Organizational Leadership & Supervision

QUICK NOTES

High school teammate of Camron Justice while at Knott County Central... made his lone career three in his collegiate debut, helping seal a road win at Indiana State (Nov. 13, 2015)... became the 15th in school history to collect 500 career rebounds, doing so at UIC on Jan. 4... is the fourth player in the program's Division I history to grab 200 offensive rebounds, joining a group that includes Don Carlisle, Brandon Cole and Jon Avery... won a national championship on the AAU circuit in 2014 with The Ville.

CAREER/SEASON HIGHS

CAREER HIGH	CATEGORY	SEASON HIGH
21 vs. Omaha (1/11/17)	PTS	18 - 2x
12 vs. Oakland (2/19/18)	REB	11 vs. Oakland (1/24/19)
7 vs. Detroit Mercy (1/26/19)	AST	7 vs. Detroit Mercy (1/26/19)
10 at Milwaukee (2/16/18)	FG	9 at Cleveland State (2/16/19)
16 at Boston College (11/14/18)	FGA	16 at Boston College (11/14/18)
1 at Indiana State (11/13/15)	3FG	---
1 - 2x	3FGA	1 at Oakland (3/2/19)
8 vs. Urbana (12/12/16)	FT	3 - 2x
9 - 2x	FTA	7 vs. Western Illinois (12/15/18)
4 vs. Ball State (12/1/18)	STL	4 vs. Ball State (12/1/18)
5 at Youngstown State (2/14/19)	BLK	5 at Youngstown State (2/14/19)
35 vs. Milwaukee (2/22/19)	MIN	35 vs. Milwaukee (2/22/19)

GAME-BY-GAME

Opponent	MIN	FG	3FG	FT	O-D-T	PF	A	TO	B	S	PTS
at Xavier											
E. Illinois*	26	3-5	0-0	0-0	1-1-2	3	1	2	0	1	6
at Boston Coll.*	33	8-16	0-0	2-6	6-4-10	2	0	2	2	1	18
at Richmond*	27	5-7	0-0	3-6	2-3-5	2	2	3	2	0	13
vs. St. Francis*	23	7-9	0-0	1-4	0-8-8	2	1	5	1	0	15
vs. Grambling*	15	3-10	0-0	0-1	1-3-4	5	1	2	0	0	6
Bradley*	17	4-6	0-0	1-5	1-3-4	4	0	0	2	0	9
Ball State*	27	3-8	0-0	0-3	1-1-2	4	5	4	0	4	6
IU Kokomo*	17	3-8	0-0	1-2	4-2-6	3	0	1	2	0	7
IU Northwest*	17	4-6	0-0	0-2	3-3-6	3	1	3	3	0	8
W. Illinois*	23	4-8	0-0	2-7	2-3-5	2	0	2	1	1	10
at Purdue FW*	16	1-9	0-0	1-4	4-1-5	1	1	2	1	1	3
at Morehead St.*	15	4-9	0-0	1-2	4-4-8	4	1	2	1	0	9
at N. Kentucky*	15	3-6	0-0	0-0	0-3-3	5	0	2	0	1	6
at Wright St.*	24	6-11	0-0	1-2	2-2-4	4	0	1	0	0	13
at UIC*	26	4-12	0-0	1-2	2-3-5	3	4	3	0	1	9
Cleveland St.*	21	5-6	0-0	0-4	2-5-7	4	2	1	0	0	10
Y'town St.*	17	3-4	0-0	0-0	1-3-4	2	0	0	3	0	6
at Green Bay*	28	4-8	0-0	3-4	1-4-5	2	0	4	2	0	11
at Milwaukee*	32	3-9	0-0	0-0	1-4-5	1	3	1	3	1	6
Oakland*	33	5-9	0-0	1-4	4-7-11	1	1	1	2	0	11
Det. Mercy*	30	5-9	0-0	0-0	3-7-10	2	7	1	2	0	10
N. Kentucky*	29	7-10	0-0	0-2	3-4-7	2	4	1	0	3	14
Wright St.*	23	6-8	0-0	2-3	2-2-4	1	0	2	2	1	14
UIC*	22	4-8	0-0	2-6	2-4-6	3	0	2	0	1	10
at Y'town St.*	24	1-5	0-0	1-4	4-5-9	3	2	2	5	1	3
at Cleveland St.*	29	9-14	0-0	0-2	3-2-5	0	3	0	0	2	18
Milwaukee*	35	3-7	0-0	0-2	3-3-6	0	2	1	3	0	6
Green Bay*	29	5-12	0-0	1-2	3-7-10	1	3	1	0	0	11
at Det. Mercy*	27	8-11	0-0	0-3	3-1-4	3	3	3	0	0	16
at Oakland*	33	6-13	0-1	0-0	2-3-5	2	4	3	0	2	12
at Wright St.											
HL Semis											
HL Finals											

* denotes starter

CAREER STATS

Season	GP-GS	MIN-Avg	FG	Pct.	3FG	Pct.	FT	Pct.
2015-16	23-11	383-16.7	50-97	.515	1-1	1.000	19-47	.404
2016-17	30-23	596-19.9	96-163	.589	0-0	.000	35-89	.393
2017-18	29-29	655-22.6	97-215	.451	0-0	.000	30-102	.294
2018-19	30-30	733-24.4	136-263	.517	0-1	.000	24-82	.293
TOTALS	112-93	2367-21.1	379-738	.514	1-2	.500	108-320	.338

REBOUNDS

Season	O-D-REB-AVG.	PF-DQ	AST	TO	BLK	STL	PTS-PPG
2015-16	41-50-91-4.0	67-4	14	17	7	10	120-5.2
2016-17	73-83-156-5.2	83-1	14	40	24	16	227-7.6
2017-18	74-104-178-6.1	79-1	20	54	25	21	224-7.7
2018-19	70-105-175-5.8	74-2	51	57	37	21	296-9.9
TOTALS	258-342-600-5.4	303-8	99	168	93	68	867-7.7

PLAYER BIOS



TREVOR JOHNSON #25

Junior | Guard
6-2 | 170
Flagstaff, Ariz.
Flagstaff (Mesa C.C.)

Birthdate: December 25, 1995 (age 22)
Major: General Studies

QUICK NOTES

Joined the IUPUI program at the start of the spring semester in 2018 but wasn't eligible until the start of the 2018-19 season... was one of the top prep players in Arizona at Flagstaff High School, averaging 20 points, six assists, five boards and three steals per game in earning the state's Division II, Section One Player of the Year Award... started the Jaguars' exhibition game against Central State as D.J. McCall was sidelined due to a stomach ailment.

CAREER/SEASON HIGHS

CAREER HIGH	CATEGORY	SEASON HIGH
2 vs. IU Northwest (12/12/18)	PTS	2 vs. IU Northwest (12/12/18)
6 vs. IU Northwest (12/12/18)	REB	6 vs. IU Northwest (12/12/18)
3 vs. IU Northwest (12/12/18)	AST	3 vs. IU Northwest (12/12/18)
1 vs. IU Northwest (12/12/18)	FG	1 vs. IU Northwest (12/12/18)
2 - 2x	FGA	2 - 2x
---	3FG	---
1 - 2x	3FGA	1 - 2x
---	FT	---
---	FTA	---
---	STL	---
1 vs. IU Kokomo (12/6/18)	BLK	1 vs. IU Kokomo (12/6/18)
11 vs. IU Kokomo (12/6/18)	MIN	11 vs. IU Kokomo (12/6/18)

GAME-BY-GAME

Opponent	MIN	FG	3FG	FT	O-D-T	PF	A	TO	B	S	PTS
at Xavier					DID NOT PLAY						
E. Illinois					DID NOT PLAY						
at Boston Coll.					DID NOT PLAY						
at Richmond					DID NOT PLAY						
vs. St. Francis					DID NOT PLAY						
vs. Grambling	1	0-0	0-0	0-0	0-0-0	0	0	0	0	0	0
Bradley					DID NOT PLAY						
Ball State	1	0-0	0-0	0-0	0-0-0	0	0	0	0	0	0
IU Kokomo	11	0-2	0-1	0-0	0-1-1	0	1	0	1	0	0
IU Northwest	10	1-2	0-1	0-0	0-6-6	2	3	2	0	0	2
W. Illinois					DID NOT PLAY						
at Purdue FW					DID NOT PLAY						
at Morehead St.					DID NOT PLAY						
at N. Kentucky	1	0-0	0-0	0-0	0-0-0	0	0	0	0	0	0
at Wright St.					DID NOT PLAY						
at UIC					DID NOT PLAY						
Cleveland St.	2	0-1	0-0	0-0	0-0-0	0	0	1	0	0	0
Y'town St.					DID NOT PLAY						
at Green Bay					DID NOT PLAY						
at Milwaukee					DID NOT PLAY						
Oakland					DID NOT PLAY						
Det. Mercy					DID NOT PLAY						
N. Kentucky					DID NOT PLAY						
Wright St.					DID NOT PLAY						
UIC					DID NOT PLAY						
at Y'town St.					DID NOT PLAY						
at Cleveland St.					DID NOT PLAY						
Milwaukee					DID NOT PLAY						
Green Bay					DID NOT PLAY						
at Det. Mercy					DID NOT PLAY						
at Oakland					DID NOT PLAY						
at Wright St.					DID NOT PLAY						
HL Semis											
HL Finals											

* denotes starter

CAREER STATS

Season	GP-GS	MIN-Avg	FG	Pct.	3FG	Pct.	FT	Pct.
2018-19	6-0	26-4.3	1-5	.200	0-2	.000	0-0	.000
TOTALS	6-0	26-4.3	1-5	.200	0-2	.000	0-0	.000

REBOUNDS

Season	O-D-REB-AVG.	PF-DQ	AST	TO	BLK	STL	PTS-PPG
2018-19	0-7-1.2	2-0	4	3	1	0	2-0.3
TOTALS	0-7-1.2	2-0	4	3	1	0	2-0.3



ELYJAH GOSS #32

Sophomore | Forward
6-7 | 195
Bolingbrook, Ill.
Plainfield East

Birthdate: April 28, 1998 (age 20)
Major: Sports Management

QUICK NOTES

Late bloomer redshirted his first season at IUPUI and has taken over a starting role as a sophomore... early indications show that he'll be an elite rebounder in his second full season... was an honorable mention All-State selection as a senior at Plainfield (Ill.) East High School after racking up 16 double-doubles and shooting a school record 56 percent from the floor... is the only player in Plainfield East history to average a double-double for a full season.

CAREER/SEASON HIGHS

CAREER HIGH	CATEGORY	SEASON HIGH
16 vs. Cleveland State (1/10/19)	PTS	16 vs. Cleveland State (1/10/19)
13 vs. Cleveland State (1/10/19)	REB	13 vs. Cleveland State (1/10/19)
3 - 2x	AST	3 vs. Cleveland State (1/10/19)
6 - 2x	FG	6 - 2x
10 vs. Oakland (1/24/19)	FGA	10 vs. Oakland (1/24/19)
2 at Boston College (11/14/18)	3FG	2 at Boston College (11/14/18)
3 vs. Eastern Illinois (11/10/18)	3FGA	3 vs. Eastern Illinois (11/10/18)
6 vs. Cleveland State (1/10/19)	FT	6 vs. Cleveland State (1/10/19)
8 at Morehead State (12/21/18)	FTA	8 at Morehead State (12/21/18)
2 - 6x	STL	2 - 3x
4 vs. Oakland (1/24/19)	BLK	4 vs. Oakland (1/24/19)
33 - twice	MIN	33 - twice

GAME-BY-GAME

Opponent	MIN	FG	3FG	FT	O-D-T	PF	A	TO	B	S	PTS
at Xavier*	26	2-5	0-1	0-2	2-6-8	0	0	1	2	1	4
E. Illinois*	27	3-7	1-3	3-4	3-7-10	1	1	1	2	1	10
at Boston Coll.*	28	3-5	2-2	1-1	3-7-10	3	0	1	0	0	9
at Richmond*	21	3-7	1-2	1-2	0-6-6	2	1	1	2	2	8
vs. St. Francis*	26	1-4	0-1	3-4	1-10-11	2	1	1	0	0	5
vs. Grambling*	22	2-6	0-2	1-2	2-4-6	4	1	1	1	1	5
Bradley*	26	6-7	0-0	0-0	3-3-6	3	2	0	0	1	12
Ball State*	26	2-4	0-1	0-0	0-6-6	0	1	1	0	1	4
IU Kokomo*	18	4-6	0-0	5-5	1-2-3	3	0	1	2	0	13
IU Northwest*	18	4-4	0-0	1-1	0-3-3	2	0	1	0	1	9
W. Illinois*	30	6-9	1-1	0-0	2-8-10	0	1	0	2	0	13
at Purdue FW*	21	1-3	0-0	0-0	2-2-4	1	2	0	0	0	2
at Morehead St.*	33	3-6	0-1	5-8	6-3-9	0	0	0	2	1	11
at N. Kentucky*	17	2-3	0-0	2-4	0-2-2	2	2	0	1	1	6
at Wright St.*	17	1-3	0-0	0-0	2-5-7	1	1	2	0	0	2
at UIC*	33	2-4	0-0	1-2	2-9-11	3	1	2	1	1	5
Cleveland St.*	27	5-9	0-1	6-6	5-8-13	3	3	1	1	2	16
Y'town St.*	27	2-5	0-0	2-2	1-3-4	3	0	1	1	1	6
at Green Bay*	28	5-8	1-2	0-1	5-3-8	2	0	3	0	2	11
at Milwaukee*	26	1-3	0-1	1-2	2-6-8	2	0	1	1	0	3
Oakland*	32	3-10	0-2	0-0	3-7-10	3	0	2	4	1	6
Det. Mercy*	18	2-5	0-0	1-2	0-1-1	1	1	3	0	1	5
N. Kentucky*	32	1-2	0-1	3-4	1-2-3	2	1	0	1	0	5
Wright St.*	13	1-1	0-0	2-2	1-1-2	2	0	1	0	0	4
UIC*	18	1-4	0-1	1-2	3-3-6	3	1	0	0	0	3
at Y'town St.					DID NOT PLAY						
at Cleveland St.					DID NOT PLAY						
Milwaukee	16	1-1	1-1	3-4	2-4-6	0	0	0	1	0	6
Green Bay	16	3-6	0-1	0-0	1-3-4	2	0	0	0	0	6
at Det. Mercy	19	5-7	0-0	1-2	4-3-7	0	1	2	2	1	11
at Oakland	13	0-0	0-0	0-0	0-2-2	2	0	0	0	0	0
at Wright St.											
HL Semis											
HL Finals											

* denotes starter


CAREER STATS

Season	GP-GS	MIN-Avg	FG	Pct.	3FG	Pct.	FT	Pct.
2017-18	30-0	414-13.8	41-93	.441	4-13	.308	22-29	.759
2018-19	29-25	674-23.2	75-144	.521	7-24	.292	43-62	.694
TOTALS	59-25	1088-18.4	116-237	.489	11-37	.297	65-91	.714

REBOUNDS

Season	O-D-REB-AVG.	PF-DQ	AST	TO	BLK	STL	PTS-PPG
2017-18	38-68-106-3.5	46-0	12	20	11	12	108-3.6
2018-19	57-129-186-6.4	51-0	22	27	24	19	200-6.9
TOTALS	95-197-292-4.9	97-0	34	47	35	31	308-5.2

PLAYER BIOS



DANIEL ALSTON

#55

Freshman | Guard
6-0 | 175
Champaign, Ill.
Judah Christian

Birthdate: May 5, 2000 (age 18)
Major: Sports Management

QUICK NOTES

IUPUI's youngest player... non-scholarship addition was a two-year letterwinner at Judah Christian (Ill.) High School and averaged 17.4 points, 6.3 rebounds and 3.2 assists per game as a senior... first IUPUI player to wear No. 55 since 2012 when Christian Siakam donned the number... is just the third player in the program's Division I history to wear No. 55, joining Siakam and Herbert Lambert.

CAREER/SEASON HIGHS

CAREER HIGH	CATEGORY	SEASON HIGH
2 vs. IU Northwest (12/12/18)	PTS	2 vs. IU Northwest (12/12/18)
1 vs. Cleveland State (1/10/19)	REB	1 vs. Cleveland State (1/10/19)
---	AST	---
1 vs. IU Northwest (12/12/18)	FG	1 vs. IU Northwest (12/12/18)
2 vs. IU Northwest (12/12/18)	FGA	2 vs. IU Northwest (12/12/18)
---	3FG	---
1 vs. IU Northwest (12/12/18)	3FGA	1 vs. IU Northwest (12/12/18)
---	FT	---
---	FTA	---
---	STL	---
---	BLK	---
3 - 2x	MIN	3 - 2x

GAME-BY-GAME

Opponent	MIN	FG	3FG	FT	O-D-T	PF	A	TO	B	S	PTS
at Xavier					DID NOT PLAY						
E. Illinois					DID NOT PLAY						
at Boston Coll.					DID NOT PLAY						
at Richmond					DID NOT PLAY						
vs. St. Francis	1	0-0	0-0	0-0	0-0-0	0	0	0	0	0	0
vs. Grambling					DID NOT PLAY						
Bradley					DID NOT PLAY						
Ball State					DID NOT PLAY						
IU Kokomo	3	0-0	0-0	0-0	0-0-0	0	0	1	0	0	0
IU Northwest	3	1-2	0-1	0-0	0-0-0	0	0	0	0	0	2
W. Illinois					DID NOT PLAY						
at Purdue FW					DID NOT PLAY						
at Morehead St.					DID NOT PLAY						
at N. Kentucky					DID NOT PLAY						
at Wright St.					DID NOT PLAY						
at UIC					DID NOT PLAY						
Cleveland St.	1	0-0	0-0	0-0	0-1-1	0	0	1	0	0	0
Y'town St.					DID NOT PLAY						
at Green Bay					DID NOT PLAY						
at Milwaukee					DID NOT PLAY						
Oakland					DID NOT PLAY						
Det. Mercy					DID NOT PLAY						
N. Kentucky					DID NOT PLAY						
Wright St.					DID NOT PLAY						
UIC					DID NOT PLAY						
at Y'town St.					DID NOT PLAY						
at Cleveland St.					DID NOT PLAY						
Milwaukee					DID NOT PLAY						
Green Bay					DID NOT PLAY						
at Det. Mercy					DID NOT PLAY						
at Oakland					DID NOT PLAY						
at Wright St.					DID NOT PLAY						
HL Semis											
HL Finals											

* denotes starter

CAREER STATS

Season	GP-GS	MIN-Avg	FG	Pct.	3FG	Pct.	FT	Pct.
2018-19	4-0	8-2.0	1-2	.500	0-1	.000	0-0	.000
TOTALS	4-0	8-2.0	1-2	.500	0-1	.000	0-0	.000

Season	O-D-REB-AVG.	PF-DQ	AST	TO	BLK	STL	PTS-PPG
2018-19	0-1-1-0.3	0-0	0	2	0	0	2-0.5
TOTALS	0-1-1-0.3	0-0	0	2	0	0	2-0.5

2018-2019 REDSHIRTS (DIVISION I TRANSFERS)



MARCUS BURK

#14

Junior | Guard
6-3 | 205
Indianapolis, Ind.
Franklin Central (Campbell)

Birthdate: September 27, 1997 (age 21)
Major: General Studies

QUICK NOTES

Will have two years of eligibility remaining after coming to IUPUI from Campbell... averaged 15.1 points per game as a sophomore while draining 91 3's... made 158 3's in his two seasons for the Camels at a 41 percent clip... was named to the Indianapolis Star Super Team after his senior year at Franklin Central saw him average 25.3 points and 5.7 rebounds a game.

CAREER STATS

Season	GP-GS	MIN-Avg	FG	Pct.	3FG	Pct.	FT	Pct.
2016-17*	36-12	75.4-20.9	96-224	.429	67-167	.401	29-37	.784
2017-18*	32-31	101.3-31.7	171-345	.496	91-221	.412	51-60	.850
TOTALS*	68-43	176.7-26.0	267-569	.469	158-388	.407	80-97	.825

Season	O-D-REB-AVG.	PF-DQ	AST	TO	BLK	STL	PTS-PPG
2016-17*	9-78-87-2.4	51-0	28	25	3	17	288-8.0
2017-18*	19-97-116-3.6	56-1	38	43	8	40	484-15.1
TOTALS*	28-175-203-3.0	107-1	66	68	11	57	772-11.4

*at Campbell



JAMIL JACKSON

#1

Junior | Guard/Forward
6-6 | 190
Minneapolis, Minn.
Minneapolis North (Williston St./Southern Utah)

Birthdate: March 5, 1998 (age 20)
Major: Informatics

QUICK NOTES

Will have at least two years of eligibility remaining beginning next season... was limited to five games as a sophomore at Southern Utah, where he averaged 2.8 points per game before being shutdown due to injury... played at Williston State [N.D.] College as a freshman, earning honorable mention All-America honors after leading the team in scoring (16.3 ppg) and rebounding (6.4 rpg) and shooting 48 percent overall and 41 percent from deep.

CAREER STATS

Season	GP-GS	MIN-Avg	FG	Pct.	3FG	Pct.	FT	Pct.
2017-18*	5-0	71-14.2	6-14	.429	0-3	.000	2-2	1.000
TOTALS*	5-0	71-14.2	6-14	.429	0-3	.000	2-2	1.000

Season	O-D-REB-AVG.	PF-DQ	AST	TO	BLK	STL	PTS-PPG
2017-18*	1-1-2-0.4	9-1	5	3	1	2	14-2.8
TOTALS*	1-1-2-0.4	9-1	5	3	1	2	14-2.8

*at Southern Utah

TEAM IMPACT - CAYDEN BARINGER



CAYDEN BARINGER

Nickname: Cay Jax
Dream Vacation Destination: China
Favorite Movie: Matilda
Favorite Food: Cereal
Favorite Athlete: Steph Curry
Super Power You'd Love to Have: Read Minds

QUICK NOTES

Through a partnership with Team IMPACT, 9-year old **Cayden Baringer** signed with the IUPUI basketball team on Dec. 19, 2018 at a ceremony at the IUPUI Athletics Offices. Baringer, a Carmel-native, was diagnosed with Leukodystrophy in 2017. Leukodystrophies are a group of rare, progressive, metabolic, genetic diseases that affect the brain, spinal cord and often the peripheral nerves. Each type of leukodystrophy is caused by a specific gene abnormality that leads to abnormal development or destruction of the white matter (myelin sheath) of the brain. Cayden, his mother Cara, and brothers Liam and Lucas, will be frequent guests to IUPUI games, practices and team events now that he's officially signed with the program.

CHART WATCHING

Career Rebounds

	Name	Reb.	Year(s)
1.)	Don Carlisle	769	1997-01
2.)	Brandon Cole	703	2002-06
	Jesse Bingham	703	1985-89
4.)	Charles Price	688	1997-02
5.)	Alex Young	668	2008-12
6.)	Tony Long	639	1987-91
7.)	Billy Pettiford	632	2006-10
8.)	Eric McKay	623	1982-85
9.)	Evan Hall	600	2015-pres.
10.)	Marcellus Barksdale	593	2011-16
11.)	Dale Taylor	580	1975-77
12.)	Troy Fitts	568	1975-77
13.)	D.J. McCall	554	2014-pres.
14.)	George Hill	547	2004-08

Career Blocked Shots

	Name	Blk.	Year(s)
1.)	Charles Price	165	1997-02
2.)	David Dickey	118	1994-98
3.)	Robert Glenn	100	2008-10
4.)	Evan Hall	93	2015-pres.
5.)	Alex Young	89	2008-12
6.)	Mitch Patton	88	2010-14

Single-Season Blocked Shots

	Name	3FG	Year
1.)	Charles Price	58	2000-01
2.)	Robert Glenn	50	2009-10
	Robert Glenn	50	2008-09
4.)	Keith Nye	49	1975-76
5.)	Marcus Fisher	41	1988-89
6.)	Billy Pettiford	39	2009-10
	David Dickey	39	1996-97
	Anthony Winburn	39	1995-96
9.)	Angelo Smith	38	2006-07
	Charles Price	38	2001-02
	Charles Price	38	1999-00
12.)	Evan Hall	37	2018-19

Single-Season Threes Made

	Name	3FG	Year
1.)	Akeem Clark	109	2003-04
2.)	Carlos Knox	96	1997-98
3.)	Gary Patterson	93	2007-08
4.)	Camron Justice	86	2018-19
5.)	Bryan Buchanan	84	2001-02
6.)	Brandon Cole	81	2005-06
7.)	Akeem Clark	77	2004-05
	Josh Mullins	77	2002-03
9.)	Chad Pate	75	1992-93
10.)	Jaylen Minnett	73	2018-19
11.)	Alex Young	72	2009-10
	Austin Montgomery	72	2007-08
	Brandon Cole	72	2004-05

Career Threes Made

	Name	3FG	Year(s)
1.)	Brandon Cole	238	2002-06
2.)	Rodney Thomas	215	1996-00
3.)	Carlos Knox	208	1994-98
4.)	Alex Young	202	2008-12
5.)	Gary Patterson	196	2006-09
6.)	Leroy Nobles	186	2007-11
	Akeem Clark	186	2003-05
8.)	Sean Esposito	132	2009-13
9.)	Greg Wright	128	1987-90
10.)	Austin Montgomery	126	2006-08
xx.)	Jaylen Minnett	124	2017-19

Single-Season Threes by a Duo

	Name	3FG	Year
1.)	Akeem Clark (109)	169	2003-04
	Brandon Cole (60)		
2.)	Gary Patterson (93)	165	2007-08
	Austin Montgomery (72)		
3.)	Camron Justice (86)	159	2018-19
	Jaylen Minnett (73)		
4.)	Akeem Clark (77)	149	2004-05
	Brandon Cole (72)		
t-5.)	Alex Young (72)	142	2009-10
	Leroy Nobles (70)		
t-5.)	Brandon Cole (81)	142	2005-06
	Matt Burks (61)		

Consecutive Double-Digit Scoring Gms.

(D1 era / 1998-present)

	Name	No.	Year(s)
1.)	George Hill	29	2007-08
2.)	Alex Young	26	2010-12
	2010-11 (24 straight) + 2011-12 (2 straight)		
3.)	Camron Justice	23	2018-19
4.)	Alex Young	22	2011-12
	Odell Bradley	22	2002-04
	2002-03 (12 straight) + 2003-04 (10 straight)		
6.)	Matt O'Leary	19	2016-17
	Leroy Nobles	19	2010-11
	Alex Young	19	2009-10
9.)	Robert Glenn	17	2008-10
	2008-09 (11 straight) + 2009-10 (6 straight)		
	Austin Montgomery	17	2006-08
	2006-07 (4 straight) + 2007-08 (13 straight)		
11.)	Robert Glenn	16	2009-10
12.)	Ian Chiles	15	2013-14
13.)	Don Carlisle	13	1999-01
	1999-00 (3 straight) + 2000-01 (10 straight)		
14.)	Alex Young	12	2010-11
	Brandon Cole	12	2005-06
	Odell Bradley	12	2003-04

Double-Digit Scoring Games (single-season / D1 era)

	Name	No.	Year(s)
1.)	Robert Glenn	33	2009-10
2.)	Alex Young	32	2010-11
	Alex Young	32	2009-10
	George Hill	32	2007-08
5.)	Camron Justice	29	2018-19
	Alex Young	29	2011-12
7.)	Odell Bradley	28	2003-04
	Odell Bradley	28	2002-03

Games of 20+ Points Scored (single-season / D1 era)

	Name	No.	Year(s)
1.)	George Hill	20	2007-08
2.)	Alex Young	19	2011-12
	Odell Bradley	19	2003-04
4.)	Robert Glenn	18	2009-10
5.)	Alex Young	17	2010-11
	George Hill	17	2005-06
7.)	Leroy Nobles	15	2010-11
8.)	Camron Justice	14	2018-19
	Alex Young	14	2009-10

LAST FOUR BOX SCORES

GAME #28 • IUPUI 67, MILWAUKEE 60 (INDIANA FARMERS COLISEUM)

Milwaukee 60 • 9-19, 4-11 HL

#	Player	Total		3-Ptr		Rebounds			PF	TP	A TO Blk Stl					Min
		FG-FGA	FG-FGA	FT-FTA	Off Def Tot	PF	TP	A TO Blk Stl								
11	JOHNSON, Vance	f	0-2	0-1	0-0	0 0 0	4	0	0	2	0	0	11			
12	ALLEN, Amir	f	2-5	0-0	0-2	4 7 11	5	4	1	0	1	0	32			
00	BARNES, Bryce	g	1-4	0-1	2-2	1 2 3	3	4	1	0	0	0	29			
01	ABRAM, DeAndre	g	5-15	3-8	6-9	3 4 7	1	19	0	3	0	1	38			
20	ROY, Darius	g	7-15	3-6	1-3	0 3 3	2	18	3	5	1	2	38			
02	ARTHUR-WILLIAMS, B.		1-1	1-1	0-0	0 1 1	3	3	2	1	0	0	17			
04	SESSOMS, Wil		0-2	0-1	0-0	0 2 2	3	0	2	1	0	0	12			
13	WRIGHT, Jake		4-8	4-7	0-0	0 1 1	2	12	1	1	1	0	23			
Team						1 3 4										
Totals			20-52	11-25	9-16	9 23 32	23	60	10	13	3	3	200			

FG % 1st Half: 12-26 46.2% 2nd half: 8-26 30.8% Game: 20-52 38.5% Deadball Rebounds 4
 3FG % 1st Half: 8-14 57.1% 2nd half: 3-11 27.3% Game: 11-25 44.0%
 FT % 1st Half: 4-6 66.7% 2nd half: 5-10 50.0% Game: 9-16 56.3%

IUPUI 67 • 15-13, 7-8 HL

#	Player	Total		3-Ptr		Rebounds			PF	TP	A TO Blk Stl					Min
		FG-FGA	FG-FGA	FT-FTA	Off Def Tot	PF	TP	A TO Blk Stl								
24	HALL, Evan	f	3-7	0-0	0-2	3 3 6	0	6	2	1	3	0	35			
15	ISMAL, Ahmed	c	5-6	0-0	3-5	1 7 8	3	13	1	1	0	0	28			
05	JUSTICE, Camron	g	6-15	2-8	1-1	1 1 2	2	15	2	4	0	1	35			
22	McCALL, D.J.	g	1-2	0-0	2-4	0 5 5	2	4	1	1	0	2	35			
23	WEATHERFORD, Grant	g	0-3	0-1	1-2	0 1 1	2	1	2	0	0	3	32			
00	MINNETT, Jaylen		6-17	3-10	7-8	0 3 3	2	22	1	0	0	2	26			
10	ROGERS, Nick		0-0	0-0	0-0	0 0 0	0	0	0	1	0	0	3			
32	GOSS, Elyjah		1-1	1-1	3-4	2 4 6	0	6	0	0	1	0	16			
Team						4 2 6										
Totals			22-51	6-20	17-26	11 26 37	11	67	9	10	4	8	200			

FG % 1st Half: 14-26 53.8% 2nd half: 8-25 32.0% Game: 22-51 43.1% Deadball Rebounds 4
 3FG % 1st Half: 4-11 36.4% 2nd half: 2-9 22.2% Game: 11-25 44.0%
 FT % 1st Half: 5-8 62.5% 2nd half: 12-18 66.7% Game: 17-26 65.4%

Officials: Bill McCarthy,Paul Szlez,Steve McClunkins
 Technical fouls: Milwaukee-None. IUPUI-None.
 Attendance: 1405
 Matt Crenshaw's #21 jersey retired at halftime

Score by periods	1st	2nd	Total
Milwaukee	36	24	60
IUPUI	37	30	67

Points	In Paint	Off T/O	2nd Chance	Fast Break	Bench
MKE	16	14	7	9	15
IUPUI	26	13	5	9	28

Last FG - MKE 2nd-01:45, IUPUI 2nd-01:16.
 Largest lead - MKE by 6 1st-06:49, IUPUI by 7 2nd-00:03.
 MKE led for 17:12. IUPUI led for 17:42. Game was tied for 05:06.

Score tied - 5 times.
 Lead changed - 15 times.

GAME #29 • IUPUI 79, GREEN BAY 68 (INDIANA FARMERS COLISEUM)

Green Bay 68 • 15-14, 9-7 HL

#	Player	Total		3-Ptr		Rebounds			PF	TP	A TO Blk Stl					Min
		FG-FGA	FG-FGA	FT-FTA	Off Def Tot	PF	TP	A TO Blk Stl								
10	HEMPHILL, ShanQuan	f	9-11	0-0	0-0	0 0 0	1	18	0	2	2	1	32			
12	McNAIR, Josh	f	0-1	0-0	0-0	0 0 0	1	0	1	0	1	0	16			
01	COHEN III, Sandy	g	6-14	3-5	1-2	0 8 8	4	16	4	2	0	1	37			
11	McCLOUD, JayQuan	g	5-14	1-4	0-1	1 4 5	1	11	3	0	1	3	32			
33	SCHWARTZ, Cody	g	0-5	0-4	5-6	2 1 3	4	5	2	2	0	1	18			
02	PIPES, PJ		1-2	1-1	0-0	0 1 1	2	3	1	1	0	1	11			
13	BELL, Trevian		2-3	2-3	0-0	0 1 1	0	6	1	0	0	0	14			
15	PATTERSON, Manny		2-4	0-0	0-2	1 3 4	2	4	1	0	3	1	19			
21	HANKERSON, Kameron		1-3	0-1	3-4	1 0 1	1	5	2	0	3	0	21			
Team						3 0 3										
Totals			26-57	7-18	9-15	8 18 26	16	68	15	8	9	8	200			

FG % 1st Half: 16-30 53.3% 2nd half: 10-27 37.0% Game: 26-57 45.6% Deadball Rebounds 2
 3FG % 1st Half: 4-9 44.4% 2nd half: 3-9 33.3% Game: 7-18 38.9%
 FT % 1st Half: 1-4 25.0% 2nd half: 8-11 72.7% Game: 9-15 60.0%

IUPUI 79 • 16-13, 8-8 HL

#	Player	Total		3-Ptr		Rebounds			PF	TP	A TO Blk Stl					Min
		FG-FGA	FG-FGA	FT-FTA	Off Def Tot	PF	TP	A TO Blk Stl								
24	HALL, Evan	f	5-12	0-0	1-2	3 7 10	1	11	3	1	0	0	29			
15	ISMAL, Ahmed	c	4-7	0-0	1-1	3 5 8	3	9	3	3	0	0	28			
05	JUSTICE, Camron	g	7-14	4-6	0-0	0 4 4	4	18	4	2	0	0	35			
22	McCALL, D.J.	g	2-3	0-0	2-3	4 3 7	2	6	3	1	0	2	33			
23	WEATHERFORD, Grant	g	6-12	5-6	4-4	1 2 3	2	21	5	3	0	1	32			
00	MINNETT, Jaylen		3-11	2-7	0-0	2 2 4	0	8	4	1	0	0	27			
32	GOSS, Elyjah		3-6	0-1	0-0	1 3 4	2	6	0	0	0	0	16			
Team						4 1 5										
Totals			30-65	11-20	8-10	18 27 45	14	79	22	12	0	3	200			

FG % 1st Half: 14-35 40.0% 2nd half: 16-30 53.3% Game: 30-65 46.2% Deadball Rebounds 1
 3FG % 1st Half: 7-14 50.0% 2nd half: 4-6 66.7% Game: 11-20 55.0%
 FT % 1st Half: 0-0 0.0% 2nd half: 8-10 80.0% Game: 8-10 80.0%

Officials: Brandon Cruz,Tim Stewart,Bill Ek
 Technical fouls: Green Bay-None. IUPUI-None.
 Attendance: 1429

Score by periods	1st	2nd	Total
Green Bay	37	31	68
IUPUI	35	44	79

Points	In Paint	Off T/O	2nd Chance	Fast Break	Bench
GB	32	13	8	23	18
IUPUI	30	15	23	2	14

Last FG - GB 2nd-02:53, IUPUI 2nd-03:50.
 Largest lead - GB by 6 1st-07:40, IUPUI by 12 2nd-00:38.
 GB led for 17:45. IUPUI led for 15:16. Game was tied for 06:59.

Score tied - 10 times.
 Lead changed - 17 times.

GAME #30 • DETROIT MERCY 87, IUPUI 85 (DETROIT, MICH.)

IUPUI 85 • 16-14, 8-9 HL

#	Player	Total		3-Ptr		Rebounds			PF	TP	A TO Blk Stl					Min
		FG-FGA	FG-FGA	FT-FTA	Off Def Tot	PF	TP	A TO Blk Stl								
24	HALL, Evan	f	8-11	0-0	0-3	3 1 4	3	16	3	3	0	0	27			
15	ISMAL, Ahmed	c	5-6	0-0	0-0	2 6 8	3	10	1	2	1	0	19			
05	JUSTICE, Camron	g	8-17	5-13	1-2	0 0 0	3	22	0	0	0	1	38			
22	McCALL, D.J.	g	1-3	0-0	1-2	1 1 2	5	3	3	1	0	1	25			
23	WEATHERFORD, Grant	g	1-3	1-2	0-0	0 3 3	1	3	3	1	0	0	24			
00	MINNETT, Jaylen		3-10	3-8	3-3	0 2 2	1	12	3	2	0	1	29			
04	HANSEN, Jack		0-1	0-0	2-2	1 0 1	1	2	0	0	0	1	8			
10	ROGERS, Nick		2-2	1-1	1-1	0 1 1	1	6	1	1	0	1	11			
32	GOSS, Elyjah		5-7	0-0	1-2	4 3 7	0	11	1	2	2	1	19			
Team						1 0 1										
Totals			33-60	10-24	9-15	12 17 29	18	85	15	12	3	6	200			

FG % 1st Half: 15-28 53.6% 2nd half: 18-32 56.3% Game: 33-60 55.0% Deadball Rebounds 2
 3FG % 1st Half: 5-12 41.7% 2nd half: 5-12 41.7% Game: 10-24 41.7%
 FT % 1st Half: 1-3 33.3% 2nd half: 8-12 66.7% Game: 9-15 60.0%

Detroit Mercy 87 • 11-18, 8-9 HL

#	Player	Total		3-Ptr		Rebounds			PF	TP	A TO Blk Stl					Min
		FG-FGA	FG-FGA	FT-FTA	Off Def Tot	PF	TP	A TO Blk Stl								
14	Derrien King	f	3-10	1-7	3-4	0 3 3	1	10	2	1	2	0	33			
25	Gerald Blackshear	f	5-5	0-0	2-2	5 1 6	5	12	0	1	0	0	23			
00	Antoine Davis	g	7-20	4-12	2-2	0 2 2	2	20	6	3	0	0	37			
01	Marquis Moore	g	3-5	2-3	2-2	5 5 10	2	10	1	0	0	1	31			
23	Josh McFolley	g	9-15	3-6	2-2	0 2 2	0	23	1	2	0	2	35			
13	Chris Brandon		0-0	0-0	0-0	0 0 0	0	0	0	1	0	0	3			
21	Lamar Hamrick		2-4	0-1	6-8	0 3 3	1	10	1	0	0	4	21			
24	Harrison Curry		1-1	0-0	0-0	1 2 3	1	2	0	0	0	0	12			
41	Willy Isiani		0-0	0-0	0-0	1 0 1	0	0	1	0	0	0	5			
Team						1 1 2										
Totals			30-60	10-29	17-20	13 19 32	12	87	12	8	2	7	200			